

Mississippi

SPOUTSMAN[®]

REACH OUT TO THE
CHANDELEURS

JUNE 2020



**BREAM
BED &
BREAKFAST**

**TAKE A SHOT
AT SLABS**

**MISSISSIPPI AFTER-DARK
PARADISE**

**TAKE ADVANTAGE OF
JUNE'S SPAWN**

**MWF SUES
OVER SHOW**

**5 TOP SPOTS
FOR JUNE**

**411 ON BIG
GOBBLERS**

**STATE LAKE
BASS STARS**

**WHAT MAKES A
TROPHY
LAKE?**

**JUNE TIPS FOR
BARNETT**



\$2.99 JUNE 2020



www.MS-SPORTSMAN.com

WE SELL LAND

PASSION DRIVEN EXPERTISE.



ART MOTT
Agent, Southern MS
(601) 757-8602

BRAD FARRIS
Agent, West Central MS
(601) 506-1304

CHIPPER GIBBES
Broker, West Central MS
(601) 248-8984

JEFF TAYLOR
Agent, East Central MS
(601) 248-9433

RICK WALTERS
Agent, Eastern MS
(601) 498-8888

LARRY STEWART
Agent, Southern MS
(985) 320-9112

DAVID PRITCHARD
Broker, Northwest MS
(901) 487-5754

JOSH MONK
Agent, Northwest MS
(901) 495-4625

TYLER ALLDREAD
Agent, West Central MS
(662) 230-7322

MIKE BOYD
Agent, Southeast MS
(601) 810-7038

CONTACT YOUR LOCAL LAND SPECIALIST TO LEARN MORE ABOUT
BUYING AND SELLING HUNTING, RANCH, FARM AND TIMBERLAND.



WHITETAIL PROPERTIES REAL ESTATE

HUNTING | RANCH | FARM | TIMBER

WHITETAILPROPERTIES.COM



Whitetail Properties Real Estate, LLC - DBA Whitetail Properties | In the States of Nebraska & North Dakota - DBA Whitetail Trophy Properties Real Estate LLC | Licensed in IL, MO, IA, KS, KY, NE & OK - Dan Perez, Broker | Licensed in AR, CO, GA, MN, ND, SD, TN & WI - Jeff Evans, Broker | Licensed in FL, OH, NY & PA - Jefferson Kirk Gilbert, Broker | Licensed in TX & NM - Joey Bellington, Broker | Licensed in IN - Bill Minor, Broker | Licensed in AL, GA, LA, & MS - Sybil Stewart, Broker | Licensed in TN - Chris Wakefield, Broker | Licensed in TN - Bobby Powers, Broker | Licensed in AR - Anthony Chrisco, Broker | Licensed in SC, NC & VA - Chip Camp, Broker | Licensed in NC - Rich Baugh, Broker | Licensed in MI - Edmund Joel Nogaski, Broker | Licensed in WV - Debbie S. Laux, Broker | Licensed in ID, MT, OR & WY - Aaron Milliken, Broker





YOUR ENJOYMENT MADE EASY

GEICO[®]
FOR YOUR BOAT


Get a GEICO quote for your boat and, in just 15 minutes, you'll know how much you could be saving. If you like what you hear, you can buy your policy right on the spot. Then let us do the rest while you enjoy your free time with peace of mind.

[geico.com/boat](https://www.geico.com/boat) | 1-800-865-4846

Some discounts, coverages, payment plans, and features are not available in all states, in all GEICO companies, or in all situations. Boat and PWC coverages are underwritten by GEICO Marine Insurance Company. In the state of CA, program provided through Boat Association Insurance Services, license #0H87086. GEICO is a registered service mark of Government Employees Insurance Company, Washington, DC 20076; a Berkshire Hathaway Inc. subsidiary. © 2020 GEICO

25

STATE LAKE
BASS
STARS



Mississippi
SPORTSMAN

www.MS-SPORTSMAN.com

PUBLISHER: Tony Taylor

EDITOR: Dan Kibler

MANAGING EDITOR: Alicia LaFont

CONTRIBUTING EDITOR: Bobby Cleveland
bobbyc7754@yahoo.com, 601.506.0739

PRODUCTION DIRECTOR: Jeff Caldwell

ASSISTANT PRODUCTION MANAGER:
Desiree P. Lewis

ART DIRECTOR: Kevin Orgeron

GRAPHIC DESIGNERS:
Jeff Cashio, Alissa Zeringue

CONTROLLER: Juanita Guidry

SALES DIRECTOR: Jay Forrest
225.278.0258/jayf@lasmag.com

ADVERTISING SALES:
Mark Hilzlim (National Sales), Mark Boyd, Asa Faulkner, Peter Church, Burton Angelle, John Cain and Bret Holten

CONTRIBUTORS:
David A. Brown, Chris Bush, Bobby Cleveland, Brian Cope, Jerry Dilsaver, Paul Elias, David Hawkins, Bill Garbo, Phillip Gentry, Michael O. Giles, Dan Kibler, Sammy Romano, Hal Schramm and Don Shoopman

CIRCULATION DIRECTOR:
Ricky Naquin 985.859.7744/rickyn@lasmag.com

ADVERTISING INQUIRIES:

Contact Jay Forrest
email: jayf@lasmag.com/225.278.0258

**SUBSCRIPTIONS OR
SUBSCRIPTION ISSUES,
CALL 1-855-371-1546**

Monday thru Friday, 6 am to 11 pm
Saturday & Sunday, 8 am - 5 pm CST

MISSISSIPPI SPORTSMAN is published monthly by Louisiana Publishing, Inc., Allen J. Lottinger, President, 14236 Highway 90, P.O. Box 1199, Boutte, LA 70039. Periodicals postage paid at Boutte, La., and additional mailing offices. **POSTMASTER:** Send address changes to Mississippi Sportsman, P.O. Box 433294, Palm Coast, FL 32143. All rights reserved. Reproduction of contents is strictly prohibited without permission of Mississippi Sportsman. **EDITORIAL:** Mississippi Sportsman uses free-lance writers throughout the state. Call (985) 758-7217 for information on submitting articles and photos. Mississippi Sportsman is not responsible for the loss of queries, manuscripts or other materials.

P.O. Box 1199, Boutte, LA 70039-1199
985.758.7217

Volume 22 | No 6



Mississippi
CONTENTS

Volume 22 | Number 6 | June 2020

FEATURES:

19 BREAM ARE CALLING

June highlights the spawning process for sunfish in bodies of water across Mississippi. Though pedestrian by many measures, they are the fish that brings people together.

> By David Hawkins

25 STATE LAKE BASS STARS

Mississippi isn't lacking in waters that offer great bass fishing, and plenty of them are owned and managed by the state or other authorities. Here's the 411 on the best of the best.

> By David Hawkins

37 TAKE YOUR SHOT!

Boat docks are an often-overlooked form of cover for post-spawn crappie. This technique will help you get baits where the big ones hide.

> By Phillip Gentry

43 EMBRACE THE NIGHT

Options for hunting after dark are many for Mississippi sportsmen; choose a target, get your equipment and have a ball.

> By Andy Douglas

COLUMNS:

32 LUNKER LINES By Paul Elias

34 GETTIN' FRESH By Hal Schramm

50 LURE REVIEW By Don Shoopman

52 SPECKLED TRUTH By Chris Bush

54 SPECIES SPOTLIGHT

By Brian Cope

OUTDOOR UPDATE:

7 SOUTH DELTA DEER REGS

7 CWD SAMPLING EXPANDED

8 ALLIGATOR TAG DRAWING

9 MWF EXHIBITION SUIT

10 5 JUNE FISHING TRIPS

12 SIX-BEARDED GOBBLER

14 TURKEY SEASON ROUNDUP

16 CHANDELEURS ARE HOT

DEPARTMENTS:

49 Sportsman Showcase

51 Fishing regs

56 Astro Tables

58 Advertiser Index

ON THE COVER:

June is the month when Mississippi anglers turn their attention to bream, which are busy trying to replenish their numbers. Photo by Andy Crawford





PACKAGED WITH CARE

\$19,999⁰⁰ | \$269⁰⁰ MONTH

0% FOR 84 MONTH, NO PAYMENT 90 DAYS

ONLY AVAILABLE WITHIN 60 MILES OF OUR STORE LOCATION

CHECK OUT OUR INVENTORY ONLINE AT WWW.PARISHTRACTOR.COM

PARISH
 **TRACTOR**
 HAY, WE ARE MOWER THAN A TRACTOR STORE

HATTIESBURG
 601-264-5877


POPLARVILLE
 601-795-4521

\$0 Down, 0% APR for 84 Months - Dealer Participation Fee Required

© Kubota Tractor Corporation, 2020. 0% Down, 0% A.P.R. financing for up to 84 months on purchases of select new Kubota equipment from participating dealers' in-stock inventory is available to qualified purchasers through Kubota Credit Corporation U.S.A.; subject to credit approval. Some exceptions apply. Example: 84 monthly payments of \$11.90 per \$1,000 financed. Offer expires 6/30/20. Dealer participation required. Terms subject to change. This material is for descriptive purposes only. Kubota disclaims all representations and warranties, express or implied, or any liability from the use of this material. For complete warranty, disclaimer, safety, inventive offer and product information, consult your local Dealer or go to KubotaUSA.com.

Neither Kubota Tractor Corporation nor Kubota Credit Corporation is liable or required to honor any misrepresented financing terms and conditions offered by Dealer.

Outdoor UPDATE with Bobby Cleveland



Bobby Cleveland has covered sports in Mississippi for over 38 years. A native of Hattiesburg and graduate of the University of Southern Mississippi, Cleveland lives on Ross Barnett Reservoir near Jackson with his wife Pam. He can be reached at bobbyc754@yahoo.com.

BY ALL MEANS, GET OUTSIDE, NOW! BREAM, BASS, CRAPPIE, NIGHT-HUNTING PRESENT OPPORTUNITIES

As we arrive in June, just short of halfway through what is one of the most painfully unpleasant and hard-to-fathom years, when social distancing has become a common term, it is impossible to predict what lies ahead in 2020 for Mississippi sportsmen.

One thing that is constant and can help pass time with the benefits of education and entertainment is *Mississippi Sportsman* magazine. This issue is another opportunity to spend a few hours "outside" while you're stuck inside, in isolation, perhaps under orders.

We're sure you'll find something, many things actually, that can help you pass the time reading about your favorite pastimes.

For instance, writer David Hawkins takes us on a perfectly timed bream-fishing trip. June is a peak period of the bluegill bedding cycle, and with a full moon on June 5 and a new moon on June 21; he provides expert tips and tactics for catching a mess for a big fish fry.

Hawkins also casts a few lines for bass fishermen, providing a look at the best of largemouth waters in the Mississippi Department of Wildlife, Fisheries, and Parks State Lake system and others across the state.

Long-time readers of this magazine know that writer Phillip Gentry loves crappie fishing. This month, Gentry talks about an often-overlooked, post-spawn pattern for taking slabs: shooting jigs back under boat docks and piers. He shares the tactics for drawing fish out from under these structures.

Mississippi hunters shouldn't feel neglected. Andy Douglas writes about the upward trend toward legal night hunting in the state, which, if you are going to do in our summer

heat, makes a lot of sense. He helps you pick a target, get the proper equipment and plan a fun and productive trip.

Enjoy. Stay safe, stay healthy and let's get going. ■



Reggie Laird, 13, of Tylertown, caught this 50-pound blue catfish on the Mississippi River near Natchez. The fish hit cut bait.

FULL DEER SEASON EXPECTED IN SOUTH DELTA, 4-DEER LIMIT

The Mississippi Commission on Wildlife, Fisheries and Parks planned to reinstate the full deer season in the South Delta, but at the same time keep the four-deer limit.

The Mississippi Commission on Wildlife, Fisheries and Parks was expected at its mid-May meeting to give final approval to a deer season plan that includes a bit of good news for hunters in Mississippi's South Delta.

In the 2019-20 season, hunters saw both their season and bag limits reduced after the devastating backwater flooding that plagued the South Delta region for most of 2019. The season was shortened 15 days and the bag limit reduced to two legal bucks and two antlerless deer.


At its April meeting, the Commission voted to reinstate the full season — beginning with the Oct. 1 opening of archery hunting through Jan. 31 — but kept the bag limit at two legal bucks and two antlerless deer.

Deer populations in the South Delta were noticeably reduced by the flooding of 2019, and continuing high-water problems in 2020 have also hurt the herd. Russ Walsh, MDWFP's wildlife bureau chief of staff, said the totality of the impact may not be known for years, but enough is known now to protect the herd. "This is a measure to reduce the harvest, because we know the population has been impacted," Walsh told *The Clarion-Ledger's* Brian Broom. "We know there was an impact from hunters and the camera survey we're doing. We still don't know the extent of the impact and won't for several years."

Totally eliminating hunting to allow both the habitat and the herd to heal has been suggested by some hunters. Jeff Terry of Eagle Lake Community is not one of them.

"That's ludicrous," Terry said. "If you take away the season entirely, what is the impetus for hunters and hunting clubs to provide food plots and supplemental feeding. Sure, a lot of us would feed anyway, but I doubt everyone would."

"Plus, there's the economic impact that would be detrimental to landowners who depend on hunting-lease revenues and local small businesses that depend on hunters coming to their stores and restaurants in the season. That would be adding to the burdens they already face from the flooding." ■



MANDATORY CWD TESTING SANCTIONED FOR SOME AREAS

The Mississippi Department of Wildlife, Fisheries and Parks is proposing a plan to require mandatory testing of hunter-harvested deer on certain days in three areas of the state. Impacted areas include the two CWD management zones, as well as certain counties in southwest and southeast Mississippi.

According to Russ Walsh, chief of the agency's wildlife bureau, the proposed plan includes:

- In the Issaquena and North Mississippi CWD Management zones, hunters would be required to submit samples of harvested deer on Nov. 21-22.
- Hunters in Adams, Amite, Franklin, Jefferson, Lawrence, Lincoln, Pike, Walthall and Wilkinson counties would be required to submit samples on Jan. 2-3.

- Hunters in Covington, Forrest, George, Greene, Hancock, Harrison, Jackson, Jefferson Davis, Jones, Lamar, Marion, Pearl River, Perry, Stone and Wayne counties would be required to submit samples on Jan. 16-17.

To accommodate the expected increase in submitted samples, Walsh said the agency would create more submission stations in all areas on the proposed dates in addition to the sampling stations created last year.

Walsh said the mandatory submission plan is needed because voluntary sampling simply didn't provide enough samples to fulfill the agency's needs for thorough study. He said the process is streamlined and should not present a burden to hunters. ■



GATOR DRAW PROCESS BEGINS ON JUNE 1

Public-water alligator hunting permits are among the most-highly prized pieces of paper among a growing legion of Mississippi sportsmen. The process to get one for 2020 starts June 1.

The Mississippi Commission on Wildlife, Fisheries and Parks is expected to give final approval to a plan for the 2020 public-water season at its May meeting after giving preliminary approval at its April meeting.

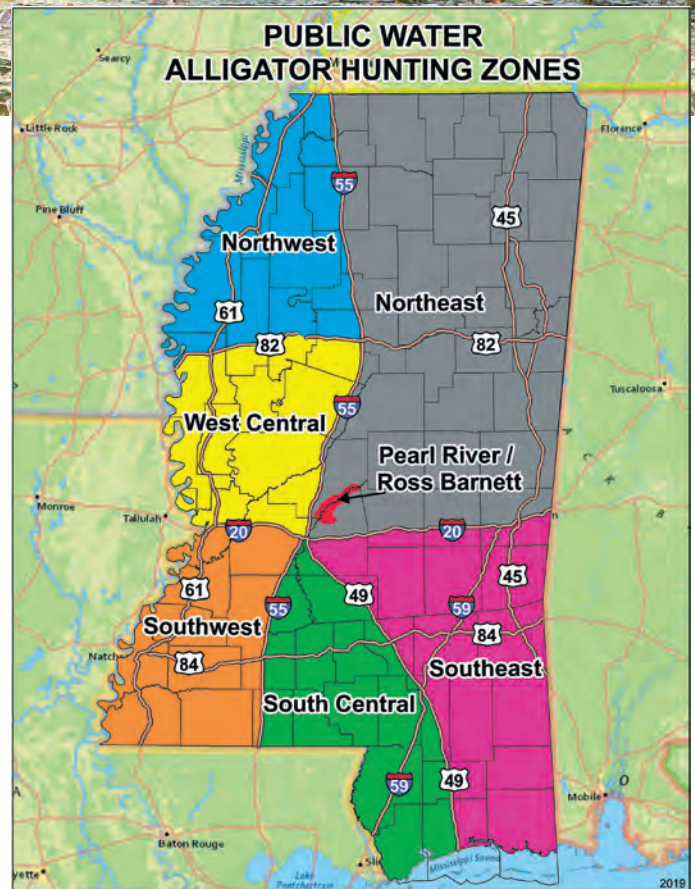
According to Ricky Flynt, the alligator program director for the Mississippi Department of Wildlife, Fisheries and Parks, there are no major changes for the 2020 season. A total of 960 permits will be available, spread across seven zones. The season will open at noon on Aug. 28 and end at noon on Sept. 7. Each permit will allow holder to harvest two alligators, only one of which can be 7 feet or longer.

The drawing process will be by random computer draw at noon on June 15 from applications submitted between 10 a.m. June 1 and 10 a.m. June 8. A \$2.34 electronic processing fee is charged.

Applicants may only apply once and in one alligator hunting zone of their choice. Applications will be accepted on-line at www.mdwfp.com or at any point-of-sale location where Mississippi hunting and fishing licenses are sold.

Winners will be notified by email and will have until noon on June 17 to purchase their permits via an electronic link in their email notification. Permits are \$200. An additional alligator hunting license is \$25 is required for permit holders and each member of their hunting parties.

Any unpurchased permits from the first drawing will be entered in a second drawing of remaining available applicants. The second drawing will take place at noon on June 23. Round 2 winners will be notified by email and will have until noon June 25 to purchase their permit.



A credit card or debit card and a valid email address is required to complete the online application and permit purchase.

To be eligible to apply for a permit, you must be a resident of Mississippi, at least 16 years of age at the time of application. Non-residents with a Mississippi lifetime license are eligible.

Applicants must have one of these licenses to be eligible to apply: a valid Mississippi Sportsman License, All-Game Hunting/Fishing License, Small Game Hunting/Fishing License, Apprentice Sportsman License, Apprentice All Game License, Apprentice Small Game License, Senior Exempt License, Disabled Exempt License, or Lifetime License.

For more information, visit mdwfp.com. ■



MWF TO SUE OVER EXTRAVAGANZA

CONSERVATION ORGANIZATION SAYS ITS RIGHTS WERE VIOLATED

The Mississippi Wildlife Federation has announced its intention to file a lawsuit against state agencies, private organizations and top executives over losing the opportunity to lease the Mississippi Trade Mart the first weekend of August for its annual Mississippi Wildlife Extravaganza.

The MWF, an affiliate of the private conservation organization, the National Wildlife Federation, released a press announcement on April 27 outlining its intentions.

"The Mississippi Wildlife Federation (MWF) has issued its Notice of Claim with intent to sue the Foundation for Mississippi Wildlife, Fisheries and Parks, the Mississippi Department of Wildlife, Fisheries and Parks, the Mississippi Fair and Coliseum Commission and others for violation of constitutional, contractual and property rights for conspiring to take over its annual Mississippi Wildlife Extravaganza, held historically at the Mississippi State Fairgrounds, as well as denying MWF access to state-owned public space paid for by state and federal public funding.

The Notice of Claim, sent April 24 by the law firm of Pittman, Roberts & Welsh, PLLC on behalf of MWF, also names Don Brazil, chief executive officer of Foundation of MDWFP; Sam Polles, executive director of MDWFP; Andy Gipson, Commissioner of Agriculture and Commerce; Steve Hutton, former director of the fair commission; and event promoter Jack Fisher.

As part of its suit, the MWF said the groups and individuals conspired to punish the organization for its stance on the Yazoo Backwater Pumps, resulting in MWF losing its long-standing event date at the Mississippi Trade Mart for the Extravaganza, which is the organization's primary fund-raiser and, until 2019, drew an estimated 30,000 in attendance each year. It has operated for 33 years and has been considered the unofficial start of the hunting season for three decades.

Big crowds and lots of big bucks were part of the Mississippi Wildlife Extravaganza until 2019.

The event crumbled last year. In 2019, backwater flooding in the South Delta was catastrophic, and the MWF's opposition to the Yazoo Pump project led to exhibitor and public boycotts of the Extravaganza. It began falling apart, the MWF said, when the MDWFP withdrew its support and canceled its exhibit.

This year, the building and the date were made unavailable for the Extravaganza, with an outdoor show sponsored by the Foundation for the Mississippi Department of Wildlife, Fisheries and Parks scheduled in its place.

The MWF, which has since stated that the pumps are possibly an environmentally safe solution to backwater flooding, feels the loss of its position at the Mississippi Trade Mart, as well as other events, is the result of conspiracy. The organization also alleges that state employees were told not to attend MWF events or volunteer.

"Litigation is always a last recourse," Ashlee Ellis Smith, MWF's CEO, told *The Clarion-Ledger*. "This conspiracy not only undermined MWF's efforts to promote conservation and hunting in Mississippi, it denied access for thousands of Mississippians, stripped state employees of their constitutional rights and reveals high-level corruption that affects all taxpayers in the state."

Gipson, commissioner of the Mississippi Department of Agriculture and Commerce, the agency that oversees the Trade Mart, told the newspaper that he does not understand the MWF's action after reviewing its announcement.

"I just had a chance to review the letter; it's full of lies, and I don't know why they would pick this fight," he said. "I don't know what they have to gain. I look forward to responding at the proper time."

The Foundation for Mississippi Wildlife, Fisheries and Parks is a private group that supports the Mississippi Department of Wildlife, Fisheries and Parks. ■

Bluegill fishing is peaking in waters around Mississippi this month; the options are countless.

5 GREAT OUTINGS FOR JUNE

BUST BLUEGILLS AT OKHISSA, MANY MISSISSIPPI STATE LAKES

June is always a hot month, and we're talking fishing, not temperatures.

Statewide, opportunities abound for many species on many types of waters, from the Gulf of Mexico to Pickwick Lake and all lakes, rivers and streams in between.

These are five recommendations we suggest:

OKHISSA LAKE BLUEGILLS

This U.S. Forest Service Lake near Bude in southwest Mississippi has outstanding bluegill bedding action on the more than 600 gravel beds that were built during the lake's construction, and its original stocking of Florida bass is reaching full maturity. This is one of the few places that can threaten Mississippi record for largemouth bass, 18.15 pounds. But for all the notoriety Okhissa gets for bass, bream may be its best offer.

PICKWICK LAKE CATFISH

For all the publicity this big lake that forms Mississippi's northeast border with Tennessee and Alabama gets as a bass fishery, it attracts more catfish anglers. Millions of channel and blue catfish move up on the rock shelf banks to spawn in the cracks and holes. Rods and reels, cane poles, jig poles, fly gear — all of it can produce action. Don't be surprised to find a lot of bluegill biting, too.

MDWFP STATE LAKES BREEM

It's impossible to pick one or two of the more than 30 state lakes and state-park lakes managed by the Mississippi Department of Wildlife, Fisheries and Parks to send bream fishermen.

Most all of them are capable of producing outstanding catches of bluegill. In south Mississippi, try Lake Perry near Beaumont or Bill Waller near Columbia. In central Mississippi, try Prentiss Walker Lake at Mize or Claude Bennett in rural Jasper County about 20 miles east of Bay Springs. In the southwest, Calling Panther Lake



near Crystal Springs and Lake Lincoln at Wesson are outstanding. In the east, Kemper County Lake near DeKalb, Tom Bailey at Toomsaba and Roosevelt State Park are hotspots. Up north, try Tippah County Lake near Ripley or Lamar Bruce near Saltillo.

BARNETT RESERVOIR

There is no better lake for variety, especially in June, than Barnett, a 55-year-old, 33,000-acre lake near Jackson. As good as the action can be for schooling largemouth and striped/hybrid bass, catfish and bream, this year the spotlight is on crappie. Since the lake was off-limits during the peak of the spring spawn because of the pandemic, the numbers should be fantastic.

MISSISSIPPI RIVER

No other body of water in the world can match the juggling action on the Big Muddy. Allowing a spread of free-floating fishing devices — nobody uses jugs any more — to flow over a sandy, shallow inside bend of the river will produce more fish that a couple of guys can skin and fillet in a day. It's also a good time to chase white bass behind the cracks in the many rock dikes used to control the current. ■

STAINS 101

THE SCIENCE OF STAINS MADE SIMPLE

Keeping your boat looking great is easy when you know the basics. Those basics include four common types of stains that can be frustrating if you don't know how to remove them. This handy *Stains 101 Guide* will help you properly identify and remove each of the four basic stains, and keep your boat looking like new.

It's the science of stains made simple!

SURFACTANT TECHNOLOGY

TO COMBAT

DIRT & GRIME

THE STAIN

Dirt, grime, gunk, muck. Fish blood, food, drinks. These are your surface stains.

THE SCIENCE

Most surface dirt will wash right off with boat soap and water. However, some gets ground in, especially on non-skid surfaces. That's where surfactants come in. Surfactant molecules fully surround the dirt molecules and lift them from the surface that you're cleaning. This allows them to be washed away with water. Chelating Agents are supercharged surfactants for specialized cleaning.

THE SOLUTION

Star brite Boat Wash will definitely remove most surface dirt. For tough grime and gunk, use a cleaner/degreaser, such as Star brite Xtreme Clean or choose a surfactant based on the surface: Non-Skid Deck Cleaner for non-skid, Vinyl Cleaner for vinyl, etc...



ACID TECHNOLOGY

TO COMBAT

RUST & TANNIC STAINS

THE STAIN

Tree leaves, hull stains, rust stains, waterline stains, hard water stains, orange stains.

THE SCIENCE

Tannins are naturally produced in the decomposition of plant-based matter, and their signature orange-hued stains are dyeing your hull and fiberglass. Rust stains occur on the fiberglass around metal, where water leaches color from underneath the metal and deposits it on the surface. Removing these stains requires a chemical reaction with an acid.

THE SOLUTION

Star brite Instant Hull Cleaner contains a modified oxalic acid that safely neutralizes tannins and rust. There's much more science behind it but trust us on this one, simply spray or wipe on and watch the stain disappear.



BLEACHING TECHNOLOGY

TO COMBAT

MOLD & MILDEW STAINS

THE STAIN

Black, brown, green, and pink mold and mildew stains.

THE SCIENCE

Similar to grass stains, these stains are caused by organic material, and need something stronger than a surfactant alone to remove them. The oxygen in a bleaching agent attacks and breaks up these types of stains, and removes any discoloration.

THE SOLUTION

While most people believe that regular chlorine bleach is the answer, it also causes a lot of problems, such as breaking down fabrics and stitching and destroying gelcoats. Instead use Star brite Mildew Stain Remover—a buffered bleach formula—that attacks the stain without harming the surface.



ABRASION TECHNOLOGY

TO COMBAT

SCUFF MARKS

THE STAIN

Black shoe marks, rub rail and bumper scuffs, marks left from dragging hoses and equipment.

THE SCIENCE

Scuff marks—or “transfer stains”—happen when material is transferred onto a surface and is mechanically bonded. Chemicals are rarely strong enough to remove these marks, since many times the material that has transferred is chemical-resistant (think of a rubber shoe). These abrasive marks require the same to remove them: abrasion.

THE SOLUTION

Star brite Ultimate Magic Sponge uses nano-sized scrubbers to grab hold and erase most marks easily. For your hull, use Premium Cleaner Wax to buff the stain away.



HINDS COUNTY TURKEY SLAYER BAGS SIX-BEARDED MONSTER GOBBLER

By Andy Douglas

Anyone who's acquainted with Matt Courtney of Clinton will tell you that he's a die-hard turkey hunter — in fact, he's eaten up with it. Courtney is successful year after year, but he had no idea how this year would play out.

On March 7, the opening evening of youth season, Courtney was able to lure in a nice tom for his son, Reed Courtney. It was 7-year-old Reed's very first gobbler, taken at 31 yards with his .410 shotgun. The big tom sported a 9-inch beard with 1½-inch spurs and weighed 18 pounds. A turkey-hunting dad couldn't be prouder.

Courtney doesn't like to put a lot of pressure on the turkeys he hunts. He rides a golf cart around his hunting land and uses game cameras to do a lot of his scouting. He places them in locations he has historically seen turkeys and turkey sign such as logging trails, green-fields, and dusting locations.

"Cell cameras have really changed the way I have hunted the last couple of years," Courtney said. "I have one set up watching a stretch of logging road where I was seeing a group of long-beards travel to roost during deer season."

THE PLAN OF ATTACK

On the evening of March 28 an hour-and-a-half before fly-up time, Courtney received photos of two longbeards walking past his camera. He knew the ridge where they should be roosted and where he would be sitting at daybreak.

When dawn arrived, the toms were gobbling further away than Courtney had anticipated. He quickly closed the distance, heading in their direction.

"There were three or four birds gobbling. I could tell that one was separate from the others, which were bunched up," said Courtney, "I figured it was a group of 2-year-olds and maybe a mature one by himself."

Courtney set up on the lone gobbler, which was not as vocal as the group of gobblers. The turkey flew down away from Courtney, going towards the bunched-up gobblers. Considering the new growth of greenery and how it effects sounds, Courtney chose to stay put and not take the chance of getting too



Hinds County turkey hunter Matt Courtney harvested this monster gobbler on the morning of March 29. The turkey weighed 19 pounds, with 1½-inch spurs, and had six beards that totaled 38½ inches long.

This western Hinds County monster gobbler sports six beards — 9, 7, 6½, 7, 6 and 3 inches, totaling 38½ inches of length.



close to the tom and maybe spooking it.

UNUSUAL BEHAVIOR

Courtney was about 400 yards from the gobbler, and he made a call every 15 minutes. The tom would answer and ever-so-slowly make his way towards the hunter. It took the turkey more than an hour-and-a-half to get within sight of Courtney at 80 yards.

"When I could finally see the turkey, he did the craziest thing I've ever seen a gobbler do. As he made his way up the ridge diagonally towards me, he would stay behind a big tree and peek around one side of it — then he'd stand straight up where I couldn't see him and then peek around the other side of the tree. He did this several times 'til he got within shotgun range," Courtney said. "I can only guess that he couldn't see another turkey and was very wary walking in."

Fifteen minutes after spotting the turkey, Courtney dropped the hammer on his first gobbler of the season; it was a monster with six beards (9, 7, 6½, 7, 6 and 3 inches) totaling 38½ inches of length. The big tom had 1½-inch spurs and weighed 19 pounds.

On April 3, Courtney harvested his second gobbler of the year, a double-bearded tom with a 10½-inch beard and an 8-inch beard — but with no spurs at all. ■

Properties for Sale in AL, MS, LA, & AR

MISSISSIPPI

ADAMS

- 32.81 Acres \$7,500/Ac.
- 402 Acres \$3,109/Ac.
- 854 Acres \$3,350/Ac.

AMITE

- Home & 28 Acres \$399,999
- Home & 37 Acres \$300,000
- 36.54 Acres \$2,800/Ac.
- 49 Acres \$4,877/Ac.
- 51.85 Acres \$4,725/Ac.
- 116.91 Acres \$3,500/Ac.
- 414 Acres \$2,500/Ac.
- 904 Acres \$3,500/Ac.
- 555 Acres \$3,513/Ac.
- 270 Acres \$3,514/Ac.

ATTALA

- 148 Acres \$1,182/Ac.
- 96.5 Ac. & Cabin \$250,000

COPIAH

- 50 Acres \$2,750/Ac.
- 339 Acres \$2,389/Ac.
- Cabin & 63.5 Acres \$289,000
- 162 Acres \$2,500/Ac.
- 185 Acres \$2,378/Ac.
- 98 Acres \$2,397/Ac.

COVINGTON

- 182 Acres \$3,850/Ac.

FOREST

- 64 Acres \$5,436/Ac.
- 95 Acres \$5,000/Ac.

FRANKLIN

- 40 Acres \$3,300/Ac.
- 44 Acres \$3,409/Ac.
- 105 Acres \$3,000/Ac.
- 145 Acres \$2,744/Ac.
- 170 Acres \$3,235/Ac.
- 230 Acres \$3,004/Ac.
- 250 Acres \$2,796/Ac.
- 420 Acres \$2,850/Ac.

GRENADA

- 127.5 Acres \$1,550/Ac.

JASPER

- 24.5 Acres \$2,244/Ac.
- 72 Acres \$2,055/Ac.
- 30 Acres \$2,500/Ac.

JEFFERSON

- Home & 70 Acres \$749,000
- 347 Acres \$2,850/Ac.
- 600 Acres \$2,500/Ac.

JEFFERSON DAVIS

- 80 Acres \$2,500/Ac.
- 100 Acres \$2,200/Ac.
- 106 Acres \$1,700/Ac.
- 280 Acres \$1,821/Ac.

JONES

- 20 Acres \$2,100/Ac.

KEMPER

- 37 Acres \$1,643/Ac.
- 220 Acres \$1,422/Ac.
- 247 Acres \$1,750/Ac.

LAMAR

- Home & 66 Acres \$955,000
- 23.4 Acres \$8,952/Ac.
- 20 Acres \$8,950/Ac.
- 33 Acres \$2,750/Ac.
- 21.10 Acres \$8,952/Ac.
- 58 Acres \$2,408/Ac.
- 64.19 Acres \$5,436/Ac.
- 1118 Acres \$2,399/Ac.

LAUDERDALE

- 30.5 Acres \$1,500/Ac.

LAWRENCE

- 36 Acres \$3,500/Ac.
- 765 Acres \$2,875/Ac.

LINCOLN

- 20 Acres \$7,021/Ac.
- 23.46 Acres \$2,898/Ac.
- 32.2 Acres \$3,354/Ac.
- 68 Acres \$2,800/Ac.
- 80 Acres \$2,800/Ac.
- 100 Acres \$2,500/Ac.
- 148 Acres \$2,800/Ac.

LOWNDES

- 150 Acres \$1,395/Ac.
- 459 Acres, barndominium \$1,850,000

MARION

- 58 Acres \$2,408/Ac.
- 183 Acres \$2,300/Ac.
- 239 Acres \$2,716/Ac.
- 105 Acres \$2,716/Ac.

PEARL RIVER

- 67 Acres \$2,238/Ac.
- 98 Acres \$3,520/Ac.
- 188 Acres \$2,238/Ac.
- 255 Acres \$3,243/Ac.
- Home & 283 Acres \$895,000
- 20 Acres \$4,179/Ac.
- 30.75 Acres \$3,500/Ac.

PERRY

- 160 Acres \$2,500/Ac.

PIKE

- 20 Acres \$4,500/Ac.
- 24.11 Acres \$4,769/Ac.
- 28.52 Acres \$3,488/Ac.
- 32.23 Acres \$2,249/Ac.
- 36.7 Acres \$2,500/Ac.
- 40 Acres \$2,650/Ac.
- 40 Acres \$2,200/Ac.
- Home & 58.4 Acres \$420,000
- 196 Acres \$3,250/Ac.
- 200 Acres \$2,600/Ac.
- 423 Acres \$3,000/Ac.
- 48.26 Acres \$1,864/Ac.
- 41.17 Acres \$3,922/Ac.

PRENTISS

- 31 Acres \$1,850/Ac.
- 44 Acres \$2,000/Ac.
- 75 Acres \$1,250/Ac.
- 75 Acres \$1,750/Ac.

TALLAHATCHIE

- 176 Acres \$2,130/Ac.

WALTHALL

- 58.4 Acres \$7,191/Ac.
- 72 Acres \$2,597/Ac.
- 60 Acres \$2,800/Ac.

WAYNE

- Home & 26 Acres \$294,000
- 54 Acres \$3,000/Ac.
- 67.96 Acres \$1,798/Ac.

WILKINSON

- 30 Acres \$4,166/Ac.
- 143 Acres & Lodge \$799,000
- 156 Acres \$3,365/Ac.
- 309 Acres \$3,883/Ac.
- Home & 485 Acres \$1,499,999
- 662 Acres \$3,761/Ac.
- Home & 680 Acres \$2,950,000
- 716 Acres \$3,840/Ac.
- 961 Acres & Home \$5,500,000
- 1278 Acres & Lodge \$9,500,000

LOUISIANA

BIENVILLE

- 127 Acres \$2,975/Ac.

BOSSIER

- Home & 51 Acres \$597,000
- 120 Acres \$2,991/Ac.

DE SOTO

- 255.5 Acres \$3,295/Ac.

EAST BATON ROUGE

- 238.97 Acres \$9,143/Ac.

LAFAYETTE

- 100 Acres \$1,950/Ac.

TANGIPAHOA

- 157 Acres \$4,006/Ac.

WASHINGTON

- 27.14 Acres \$3,481/Ac.
- 77 Acres \$3,505/Ac.
- 650 Acres \$8,921/Ac.

WEST FELICIANA

- Lodge & 113 Acres \$1,250,000



SOUTHERN STATES REALTY

United Country | Southern States Realty
601-250-0017

#1 United Country office for 10 Years!
SouthernStatesRealty.com

This is one of three gobblers that 84-year-old Otha Barham harvested this year in Lauderdale County. Barham killed the limit in only three trips to the woods.



TURKEY ROUNDUP

By Mike Giles

OTHA BARHAM TAGS OUT

Otha Barham raised his Beretta shotgun slowly, taking aim as a gobbler stretched out his neck looking for an unseen hen.

"I looked up, and three gobblers came out and started walking towards me and the decoys," said Barham, 84, of Meridian. "I never even called as they came closer and closer. They came in so close together that I had to wait a long time for them to separate for fear of killing them all in one shot."

Ka-Boom! Barham's favorite shotgun roared, and his first bird was tagged. The gobbler had a long beard and sharp spurs and

was the icing on the cake for a day in the outdoors well spent.

On his second hunt, Barham set up his decoys and quickly got into his blind.

"I looked up and saw a gobbler strutting towards the decoys," he said. "That gobbler came straight to me like he was on a string. He walked around the decoys and I squeezed the trigger."

The third time he hunted, he killed a big gobbler late in the afternoon, about 30 minutes before fly-up. The gobbler crossed a power line about 100 yards from Barham and spotted his decoys but didn't head his way. Then, just before dark, the gobbler came out of the woods and made a beeline for his decoys. Barham killed him as he approached his jake decoy.

"I've never had a season like this before," Barham said. "I went hunting three times and killed three gobblers!"

PURPLE HEART RECIPIENT SCORES AT 90

Leroy Morse of Meridian started turkey hunting after he retired, and he has become quite a gobbler slayer — winning a gun and turkey mount by killing the biggest turkey in one contest.

Morse, 90, who won a Purple Heart for service in the Korean War, located a few gobblers before the 2020 season and started hunting on the second day.

"I was hunting near the Alabama line in Lauderdale County at our old homeplace and had some hens come in pretty quick," Morse said. "The gobbler was strutting and gobbling but stayed just out of range."

Though he normally uses a Primos box cutter, Morse pulled out a small push-button call and yelped on it.

"The gobbler came straight to me gobbling all the way, and I shot him with my Remington Sportsman 58 shotgun," said Morse. "I've rarely ever missed with that shotgun."

Morse's gobbler sported a 10-inch beard and sharp spurs.



Leroy Morse, a 90-year-old Korean Veteran and Purple Heart recipient, harvested this fine gobbler in east Mississippi near the Alabama line.

DOUBLE TROUBLE: RETIRED TEACHER KILLS GOBBLERS

Kathy Shortridge, a retired school teacher from Meridian, didn't start turkey hunting until she married her husband, Allen, about 10 years ago.

The two combined on two nice birds this season, beginning on March 17, hunting near Lumberton, with Allen doing the calling and Kathy the shooting.

"It rained early, so we got into our hunting area about 7:30," she said. "I was about ready to go at 9, but Allen wanted to stay a little longer."

At 10 o'clock, they heard a gobble, so Allen Shortridge sent out some sweet love talk in its direction.

"I looked up and saw three gobblers coming in fast, and I was so excited because I just knew I was going to get one," Kathy Shortridge said. "The lead gobbler was strutting and gobbling, and he was just so beautiful that I enjoyed watching him, but I shot him, and he went straight down!"

She was totally focused and zeroed in on that gobbler," Allen Shortridge said.

"I couldn't believe what I'd just done," Kathy Shortridge said. "I was so happy, we were jumping up and down and high fiving!"

On April 6, they returned to the same place and put out decoys, then heard a gobble from about 200 yards.

Allen Shortridge called to the tom, which gobbled at him almost immediately and started coming in strong, strutting and gobbling. Kathy Shortridge shot the gobbler at 41 yards with her Remington 20-gauge shotgun and TSS shot at 8:35 a.m. ■



Kathy Shortridge harvested this gobbler in south Mississippi and it had a 12-inch beard and 1 3/8-inch spurs while hunting with her husband Allen Shortridge this year. It was one of two that the retired teacher killed.

Have you been in a wreck? You have a choice.
CHOOSE THE BEST!



Barnett's
BODY SHOP

24
Hour
Towing

5 LOCATIONS TO SERVE YOU!!!

FLOWOOD, MS • 601-939-9700

RICHLAND, MS • 601-664-9770

BYRAM, MS • 601-372-0042

RIDGELAND, MS • 601-856-0700

GLUCKSTADT, MS • 601-499-1700



Great speckled trout fishing is one of the Chandeleur Islands' great attractions.

CHANDELEURS OFFER ANGLERS SPECIAL DAYS

Barrier islands are great spots for trout, reds, when anglers catch the weather right By Jon Miller

In the human psyche, islands are a symbol of safety and strength in the midst of a daunting and dangerous sea. Think of the countless movie scenes when desperate people drag themselves up the island's beach and gladly collapse onto its solid back.

More than any other Louisiana barrier islands, the Chandeleurs have the power to transport the traveler to that mythical place.

The Chandeleur chain was created more than 2,000 years ago by the Mississippi River's sediment load. It has been battered by many hurricanes, and its sands are continuously being moved inward by the Gulf of Mexico. Still, it exists and is thriving, with submerged vegetation, grasses, mangroves, birds and marine life.

This island chain is also remote relative to most barrier islands, and depending on which part of the chain is your destination, it is roughly a 40- to 45-mile boat ride from Venice, Hopedale Marina or Mississippi ports, including at least 20 miles of open water. Due to this remoteness, travelers are advised to have VHF radio communication, well-maintained boats and an informed grasp of the weather forecast. Traveling to the islands when the chance of thunderstorms exist elevates the risk of personal harm and can result in the mariner getting religion.

Despite their remoteness, the Chandeleurs receive a surprising amount of fishing pressure. The most-pursued fish are speckled trout, and many people have caught their personal-best trout at the islands. Redfish are also a common catch, but watch out for gear-busting brutes like jack crevalle and sharks.

A DYNAMIC FISHERY

Speckled trout and redfish can be caught on the inside of the islands and in the troughs of the Gulf side. Fishing on the inside of the islands consists primarily of targeting shallow flats. When navigating, expect these flats to extend far out from the visible land. They are regularly interrupted by deeper channels where



VIDEO: Go to ms-sportsman.com/chandeleur-islands-wading/ to see Jon Miller compare wade fishing to boat fishing the Chandeleur Islands.

water is seeping or flowing through the islands. Some were formed where the islands have been completely broken through by Gulf waters, creating a current. Such areas can be dynamic fisheries, but also a favorite feeding ground for sharks.

Wade-fishing is an effective technique and is a common approach for anglers. The firm, sandy bottom of the flats makes walking almost effortless, but watch out for the numerous sting-rays that cruise these waters. A good practice for avoiding a very painful sting is to shuffle your feet as you walk.



Wade-fishing the shallow flats on the inside of the Chandeleur Islands is popular.

Trout and redfish are regularly found in knee-deep water, so wading anglers should not ignore the shallow areas closer to the shore.

Anglers using artificial lures find topwater baits to be very effective, along with shallow-suspending or floating jerkbaits and twitchbaits. A swimbait fished on a 1/16- or 1/8-ounce leadhead jig can be used shallow or in the 5- to 6-foot deep channels and depressions. Don't overlook a popping cork matched with a swimbaits just because the water is shallow. This rig can be amazingly effective on the flats. ■

 The advertisement features a man in a black cap and sunglasses holding a large red snapper. To his right is a close-up of an Okuma Convector CV-30D line counter reel. The text "CONVECTOR LINE COUNTER REELS" is prominently displayed at the top. Below the man, the phrase "INSPIRED BY STRENGTH" is written in large, bold letters. At the bottom left is the Okuma logo with the tagline "INSPIRED FISHING" and the website "www.okumafishingusa.com". At the bottom right, the model number "CV-30D" is visible.

CONVECTOR
LINE COUNTER REELS

INSPIRED BY STRENGTH

okuma
INSPIRED FISHING
www.okumafishingusa.com

CV-30D

Built with durability and reliability in mind, the Okuma Convector Line Counter Reel is perfect for your inshore and offshore Red Snapper fishing! One of the most dependable reels on the market with corrosion resistant graphite frame and side plates, machined and anodized aluminum spools and comfortable ergo grip handle knobs.



GEAR UP FOR FATHER'S DAY

HUGE SAVINGS and
BRAND NEW ARRIVALS!



SPORTSMAN[®]
www.SPORTSMANGear.com



JUNE HIGHLIGHTS THE SPAWNING PROCESS FOR SUNFISH IN BODIES OF WATER ACROSS MISSISSIPPI. THOUGH PEDESTRIAN BY MANY MEASURES, THEY ARE THE FISH THAT BRING PEOPLE TOGETHER.

■ By David Hawkins



Terry Madewell



There is an old saying that goes, “What goes around, comes around.” It’s summer, and bream are bedding, just as they have ever since the first bream felt the first urge to procreate.

A cyclic thing, bream bedding is not rocket science, but it is as much a part of nature as the rotation of the earth and the phases of the moon. Biologists will not go on record saying the full moon plays a role in bream reproduction, but as one did admit, “both activities happen at the same time.

What science will say is that bream will bed on a monthly basis from spring through early fall. June is not the first month this occurs, but it certainly gets the most notice.

A cane pole rigged with a red and white bobber and baited with a red worm was most anglers’ introduction to fishing, be it on a family farm pond or a state lake. As fishermen mature, the equipment they choose gets fancier, the destinations get

more exotic, and the fish caught get bigger, but the bream, that lowly little panfish that started the angler’s journey, remains abundant and just as much fun as ever.


The times may have changed, but in a sense, the times have remained the same.

“Water conditions and photoperiod trigger the spawning activity,” said Tyler Stubbs, a fisheries biologist with the Mississippi Department of Wildlife, Fisheries and Parks. “Given these conditions, bream will bed every month until colder weather forces them into a winter pattern. During this time, bream are easy to catch and rank high on the list for anglers.”

Every state lake and state-park lake in Mississippi has a fishable population of bream. Some even have the distinction of being “bream lakes” that regularly give up limits of large, hard-fighting bluegills and redears. In more recent years, coppernose bream (a bluegill on steroids), have

been introduced in some state lakes. The coppernose is to the bream family essentially what the Florida strain is to largemouth bass. They forage more aggressively during the year and grow larger.

“Some of our lakes get a reputation as bream lakes, but this is a little misleading,” Stubbs said. “The department’s



This bluegill found a red wiggler to its liking. The author found the bluegill, once fried, to his liking.

PANFISH OF MISSISSIPPI

The bluegill is probably the most-abundant bream in Mississippi waters. To hold one is to see how they get their moniker. The gill plate is blue on both male and female. As males mature, it appears their body is trying to engulf their head. Color variations exist from almost black to blue.

The coppernose bream is nothing more than a Florida-strain bluegill that has a boldly colored head and gill plates. Good fighters, they are more common in lakes in the southern portion of Mississippi.

The redear sunfish, also called a shellcracker, is distinguished by a red or orange margin around the gill-plate. The bodies may feature brighter yellows and oranges. Highly prized for their fighting ability and good textured flesh, these bream are always a good catch.

The green sunfish and long-eared sunfish are also found in state lakes and streams. Generally smaller in size, they may well be the



Green sunfish are a smaller, colorful bream subspecies found in many Mississippi lakes.

David Hawkins

prettiest with their dark bars and bright colors.

The creel limit on bream is 100, in combination. There is no minimum size, and bream are sometimes caught and used as catfish bait. Even in that capacity, the limit in possession remains 100. ■

purpose is to provide a quality fishing opportunity. Sometimes, the nature of recruitment, predation, weather or other natural event might skew the fish resource in such a way to favor one species over another. All the angler needs do is talk to lake managers, read the fishing reports on line and ask questions of other anglers to get the best advice.”

Male bream start the bedding process by choosing a sandy or gravel bottom and, using their fins, create shallow depressions. The male then aims to attract a female. She comes to the nest and deposits her eggs. As part of this ritual, the male will rush the female and emit a series of grunts. Once the female has done her deed, the male fertilizes the eggs and guards the nest against predators until the eggs hatch and the fry leave. It is during this time that males, often called bulls, are easily caught.

There is a smell associated with bedding bream, a pungent, fishy odor that most people can easily identify. For those who know it, the smell is a welcome aroma. It is a sure bet an active bream bed is close by. The smell may be associated with a thin, oily film on the water's surface. Follow your nose and fish the bottom toward the source of the aroma. When you reach the bed, be ready for action.

This may be a good point to explain that water depth is not as great a factor as bottom material. An old gravel road, now flooded, may be 8 to 10 feet deep, but it will attract loads of bream. Shallow water may be chosen because wave action has created ideal bedding conditions near the bank. Whatever the case, deeper water will be close by to allow the fish an escape when spooked.

Some lakes have closed beach areas and transitioned to swimming areas. That leaves a lot of sand available for bream beds. According to Jerry Brown, an MDWFP fisheries biologist, pea gravel is added to the lakebed when a state lake is drained for

maintenance. Such places are marked on upgraded lake maps that indicate fish attracting structure.

WORMS VS CRICKETS ➤

MOVING FAST!

GET'EM BEFORE THEY'RE GONE!

NO HASSLE, NO HAGGLE PRICING

VERANDA

YAMAHA OUTBOARDS

xpress boats

Bryan's MARINE

JOIN US ON

4899 Hwy 84 West Vidalia, LA
318-336-9009
www.BryansMarine.com
New Hours: Mon - Fri 8 am - 5 pm
Mississippi-Louisiana's Boating Headquarters Since 1986

Family Owned & Operated



WORMS VS CRICKETS

According to Tat Simpson at Fisherman's Corner in Morton, the sale of red wigglers and crickets is about equal. He sells both to campers and local anglers who fish nearby Shadow Lake, inside Roosevelt State Park.

"There are those who don't like the mess involved with worms," Simpson said. "Crickets seem to be a little easier to catch and get on a hook, and I think that is the big attraction for them. Children seem more apt to bait a hook with a cricket than a worm. But there are those who swear worms catch more fish than crickets."

Simpson said there was a time when roaches were a popular bream bait. Catalpa worms are popular in season. A few resources for the tough green and black worm are scattered around the state. When plentiful and allowed to reach a length of about 2 inches, they can be frozen in cornmeal and used all year. Most anglers will cut off the head and turn the worm inside out on a long-shank hook. One worm may catch several fish before rebaiting becomes necessary.

Cane poles remain a popular choice for occasional fishermen; more-serious anglers use fiberglass poles such as the Bream Buster, marketed by B'n'M Poles of West Point. Bream and crappie poles are good crossover units.

Most any rod-and-reel combination can be rigged with a hook, weight and bobber, but consider the high end of the ultralight spectrum. This way, when the bream limit is reached, the angler can switch to a little heavier bait and catch bass and crappie.

ARTIFICIAL OFFERINGS

One of the most-popular artificial offerings for bream is the Beetle Spin. Ultralight fishing tackle has been around for several decades and is not just for kids. A light rod with lighter line creates the feel of playing a much larger fish.

Bream are feisty and present quite a battle on light tackle. Line in the 2- to 6-pound range is ideal. A 4-foot, light-action rod and a spinning or spincasting reel are all that's needed.

Small critterbaits resembling frogs, crayfish, tadpoles, small minnows and worms are also popular with anglers. Unlike high-dollar bass baits, bream baits are far more reasonably priced, often under a dollar.

Fly-fishing and kayaking go together like Forrest Gump's peas and carrots. Fly-fishing seems to be a part of the natural progression of the complete angler. Tackle can run from simple to elaborate. As with any investment, the better the equipment purchased, the better the overall experience. However, better and most expensive are not necessarily the same thing. Consider this: in a fly-fishing, presentation of the bait is the most-important factor. The proper line and tippet coupled with a rod you can manage is going to give you the best presentation, thus get the most bites. The reel is simply a line holder. If you have to compromise on anything, skimp on the reel. Select a 3-weight rod 7 feet or longer; 9 feet is not too long. A weight-forward line is the best choice, tied to a tapered leader as long as the rod. Have some 3X to 4X tippet material in reserve for replacement.

The idea is to allow the fly to make the least-obtrusive entry in the target location. Keep in mind, the fly is not being cast, the line is. The fly is just along for the ride. Once an angler

When mayflies swarm, they alight everywhere. During this annual event, bream fishermen can take advantage of mayfly patterns to catch fish.



Lilly Hawkins of Pearl caught this bluegill on a Beetle Spin and light spinning tackle.



Seasonal hatches of mayflies are a popular choice for fly tiers, or for those wanting to buy an already tied creation. Mayfly hatches occur across most of Mississippi, with some around Pickwick and Columbus lakes being seen on local radar.

PICK A LAKE, ANY LAKE

When an angler considers the available options for water, the choices are mind-boggling; Mississippi is blessed to have so much fishable water. Choose your passion: fish from a boat, a canoe or kayak, by wading, from a pier or just off the bank; there is a place where you can do it. Consider state lakes and state-park lakes, and you're already near 50 locations. Add in U.S. Forest Service Lakes such as Marathon, Okissaha and Davis, and the number nears 75. With the U.S. Army Corps Lakes and Pat Harrison Waterway lakes, there is no reason not to wet a line.

Access to the internet has never been better, and anglers can find all the information they need by searching the name of the water they wish to fish. MDWFP's website provides weekly fishing reports. Lake maps are available with all sorts of information, including the location of fish attractors, boat ramps, depth variations and contact information. Pick a lake and check it out. Take the family and catch a mess of wild protein for the dinner table. ■



David Hawkins is a freelance writer living in Forest, Miss. He can be reached at hawkins2209@att.net.

A FLOAT IS A FLOAT IS A FLOAT >

is bitten by the fly-fishing bug, fly-tying is generally the next step. Trout fishermen are compelled to "match-the-hatch," but bream are not near as finicky and will inhale most anything that looks like bait.

Good flies are too numerous to mention. Foam bugs with rubber legs are a good choice, as are bugs made from cork or hard foam. Barr-Nun is a top brand and is a hard brand to beat.

GRAB SOME ATTENTION



You know it doesn't count if you don't land it. The new Frabill® Trophy Haul™ Bear Claw is the only one-handed landing net of its kind. It offers a patented handle design that allows you to confidently pull in your catch and bright LED lights let you successfully bag your trophy even in low light.



FRABILL.COM 



-  LOCK-DOWN NET DESIGN
-  NET VISION LED LIGHTS
-  WIDE-GRIP HANDLE
-  FOREARM SUPPORT BAR



A FLOAT IS A FLOAT IS A FLOAT




The red and white bobber is the most-recognizable part of an angler's bream-fishing arsenal. It can be easily attached to a line, and adjustment is very simple. It dances on the water when the bait beneath it is being eaten. It is cheap and found everywhere tackle is sold.

Foam floats can be clipped on or rigged with the line through the middle, held in place by a wooden or plastic plug to determine the depth being fished. They too are inexpensive, and there is no end to the sizes available.

Quills are considered top-of-the-line by many panfish anglers. Porcupines are the main source of sale-ready quills. Quills offer little resistance when a fish takes the bait, and they resemble a reed floating vertically above the bait.

If you turkey hunt or have a friend who does, keep some wing feathers and make your own bream floats. Use a sharp knife to remove the feathers, leaving just the quill. Attach the spring from a ball point pen to the bottom and glue it in place with super-glue. Spray with a waterproof shellac and allow it to dry. Then, use a small rubber band or a small section of rubber hose to hold the line in place. ■



You'll remember the fishing.

JUST 35 MILES SOUTH OF NEW ORLEANS

#REMEMBERLAFOURCHE

**LOUISIANA'S
CAJUN BAYOU**
LAFOURCHE PARISH

WWW.LACAJUNBAYOU.COM


June is a month of great promise. High school seniors are about to start a great new life of learning. College graduates are embarking on careers and setting courses for their lives. Gardens are starting to grow a new crop of delicious vegetables, and mornings on a lake may never be more pleasant.

The best news is, Mississippi has great bass fishing close to just about everybody. Be it a lake, a river or a reservoir, anglers should rejoice in the fact that this may be a peak year for bass fishing.

A relatively warm winter will mean a good carryover of forage fish, so bass will have plenty to eat. On the down side, bass will have plenty to eat, so an artificial offering will need to trigger a response in the bass not necessarily associated with hunger.

Jerry Brown, a fisheries biologist who is state lakes manager for the Mississippi Department of Wildlife, Fisheries and Parks, points to three lakes in southwest Mississippi where bass anglers should set their sights. One is newer, the other is older and the third is very old.

LAKE CALLING PANTHER >

A man wearing a white and black fishing jacket with a yellow 'VASQUE' logo, a white cap with a frog logo, and sunglasses is kneeling on a boat. He is holding a large, dark-colored bass fish vertically. The background shows a calm lake with green trees and a clear blue sky.

MISSISSIPPI ISN'T LACKING IN WATERS THAT OFFER GREAT BASS FISHING, AND PLENTY OF THEM ARE OWNED AND MANAGED BY THE STATE OR OTHER AUTHORITIES. HERE'S THE 411 ON THE BEST OF THE BEST.

■ By David Hawkins

STATE LAKE

BASS STARS

LAKE CALLING PANTHER

“Lake Calling Panther was built as a trophy bass lake,” Brown said. “The 404-acre impoundment in Copiah County has not been a disappointment. Three bass weighing over 10 pounds have been taken this spring, and we know bigger bass live in the broken timber and flooded forest that makes up the greater part of the lake.”

It is common knowledge that big bass prefer a large meal. Anglers who understand this and fish for only trophy bass look to very large shiners or shad and the necessary tackle to wrestle the brute bass from the timber. For artificial bait, consider a large, shad-colored bait that will mimic an injured minnow. Reel the bait up, then allow it to fall back. The slower the fall, the more realistic the bait appears, thus the better the chance of inducing a strike. Keep in mind, big bass are lazy, they will put forth no more effort than needed to earn that big meal.

“Calling Panther can be challenging to fish,” Brown said. “Since it opened in 2006, it has been and should continue to produce big bass on a consistent basis. If you choose to use large live bait, remember there are some 20-pound plus catfish in there that will give you a pull on the line.”

JEFF DAVIS LAKE

Jeff Davis Lake was renovated in 2010 and reopened in 2013. According to Brown, a dozen or more 10-pounders have been caught, with many slot fish weighing up to 8 pounds. A new lake record was set this spring with a 11.6-pound behemoth.

“We encourage anglers to keep smaller bass and help keep the bass population healthy,” Brown said. “Too many bass will cause the bass to compete for forage fish and not grow as we’d like. The lake is only 100 acres, but it is prime condition for bass angling.”

Some structure was left in Jeff Davis during renovation, and those locations are clearly noted on maps at mdwfp.com. According to Brown, plenty of willow trees were flooded when the lake was refilled.

EAGLE LAKE

Eagle Lake is a famous fishery just north of Vicksburg. An oxbow separated from the Mississippi River, it has been a

popular destination for anglers of all varieties. Crappie, bream and catfish have long been the mainstay, but according to Brown, it is a good bass-fishing destination as well.


“The 4,700-acre lake is regularly stocked with Florida-strain largemouth bass,” Brown said. “We sampled the lake in the fall of 2016. The bass population looked great — very fat and healthy fish. While it is not known for trophy bass, it is a lake where good numbers of 3- to 5-pound fish can be caught.”


Inside the crescent are shallower waters and some standing timber and brush. Across the lake is a long row of boat houses and piers where bass will be feeding on bream. Over the years, time and nature have caused much material to accumulate around these structures. A word to the wise: rig weedless.

U.S. FOREST SERVICE LAKES

The U.S. Forest Service can boast several fine bass lakes in Mississippi, including Davis Lake in Chickasaw County and Okhissa Lake in Franklin County. Davis is said to be the possible home of the next state record. Both lakes were engineered to be optimal for bass spawning. Bass like to have a level gravel bed for spawning, and both were designed to have level ledges in the shallows to promote ideal conditions. The bass have responded by having several years of incredible hatches. Those years, coupled with the release of Florida-strain fingerlings, allow bass anglers to feel a tug on the line.

“Both lakes are maintaining a high level of fish production,” said Rick Dillard, a USFS fisheries biologist. “Okhissa may have more slot bass than Davis, but both lakes need to have a few under-slot fish removed to avoid overpopulation.”

 An angler works a spinnerbait over a hump at Neshoba County Lake, one of Mississippi’s state-managed lakes.





Because they contain so much structure, kayak fishing in state lakes is on the rise. The small craft easily navigate stumps and stick-ups.



“Davis Lake has peaked, but it is difficult to say it is in decline as a bass fishery,” Dillard said. “It is a spectacular bass lake, and even past the peak, it is better than any other lake I manage. Davis is still a top destination for double-digit bass.”

Dillard said Turkey Fork in the Chickasawhay National Forest in Greene County is a sleeper, waiting to be discovered by the angling public. The lake has been limed and fertilized in recent years and is being heavily managed. Samplings are indicating good numbers of bass in the 10- to 12-pound range.

“Chewalla Lake in the Holly Springs National Forest is a 260-acre, no-wake fishing lake with Florida-strain bass approaching double-digit weights,” Dillard said. “The lake is spring fed and can be quite cold in the upper end, where the springs fill the lake. In August 2016, we measured the water temperature at 60 degrees. Toward the dam, it was considerably warmer. There is a rumor we have stocked this lake with small-mouths, but that is not true. The water in part of the lake is cold enough to support smallies, but not on a large scale.”

TIPPAH COUNTY LAKE

Another state lake gaining attention as a bass hole is 145-acre Tippah County Lake. Often overlooked as a bass destination, Tippah once held the state record for a largemouth weighing 14.75 pounds.

“Tippah produces 8- to 10-pound bass every year,” said Trevor Knight, MDWFP fisheries biologist for the Northeast region. “This lake needs to be fished, so there is a creel limit of 30 bass and no slot restriction.”

Knight said bass are routinely caught on topwater baits at night. The Jitterbug remains the most-popular night bait on the lake. Texas and Carolina rigs are popular around points and the creek channel. Knight recommends shallow-diving crankbaits around riprap and wooden structure.

TENN-TOM LAKES >

**FROM
DUCK BOATS
TO
BASS BOATS**

**CHECK OUT WHAT
GATOR TRAX
CAN DO FOR YOU**

FOR A FULL LINE OF GATOR TRAX BOATS, VISIT
WWW.GATORTRAXBOATS.COM

TENN-TOM LAKES

“The Tenn-Tom lakes are hot and remain an excellent destination for bass anglers,” Knight said. “Bay Springs Lake is the northernmost impoundment and covers about 6,700 acres. This is one of those lakes where an angler could fish every day for a week and never throw in the same water twice. Plus, it is one of the few lakes in Mississippi where an angler could reel in a largemouth, smallmouth or spotted bass on any cast.”

Knight said Bay Springs is one of the top spotted bass fisheries in the country due to the prevalence of the Alabama strain of spotted bass. Knight concedes that largemouth have become more dominant in recent years with the expansion of hydrilla and pondweed.

“Frogs have become a popular summer-time bait around the grass and weeds,” Knight said. “It used to be that Bay Springs was a deep-water fishery, but now a substantial number of largemouth and spotted bass are staying shallow all year. When the fish do go deep, football jigs, Carolina rigs, drop-shots and jiggling spoons appear to be the go-to baits.”

Further south on the waterway, Knight points to Columbus Lake as a popular destination, and for good reason. Aliceville, Columbus and Aberdeen line up along the waterway, and what can be said of one can be said for all.


“Our fall sampling at Columbus Lake indicated a significant improvement in bass health,” said Knight. “The old gravel pits on the lower lake and the old river runs in the mid-lake are prime areas to fish.”

Towboat traffic on Columbus Lake creates an interesting fishing opportunity. The big barges and boats move a lot of water, very quickly. As they displace the water in the channel, it flows in and out of feeder creeks and small oxbows. This moving water triggers a bass bite where those areas meet the main channel. To a lesser degree, the filling of the lock also creates a stronger current. These currents move baitfish, and bass respond from ambush points. Umbrella rigs around the vertical walls of the gravel pits will stimulate a bite. Using a ChatterBait or drop-shot is a good practice as well.

PICKWICK LAKE ➤



Fisheries biologists use electroshocking boats to check the bass population in state lakes, weighing and measuring before releasing them.



SEE THE 2020 MODEL PELAGIC 266

AT YOUR LOCAL

Pioneer BOATS

DEALER



- Length 26' 6" Beam 9' 2"
- Fuel Capacity 180 Gallons
- Livewell 50 Gallons



For more information, go to PioneerBoats.com
or call **843-538-6604**
or like us on **Facebook at Pioneer Boats**
for the latest available information.



Avenger



Born on the
Bayou of Louisiana,
Raised in the
Lowcountry of
South Carolina



For more information, go to
AvengerBayBoats.com
or call **843-538-6604**
or like us on
Facebook at Avenger Bay Boats
for the latest available information.



NEW 2020 BULLSBAY MODEL 2400

From The
Back Water
To The
Blue Water



For more information, go to
BullsBayBoats.com
or call **843-538-6604**
or like us on
Facebook at Bulls Bay Boats
for the latest available information.



PICKWICK LAKE

Pickwick Lake remains a vibrant location for bass anglers. Knight reports that five-bass tournament limits weighing from 25 to 30 pounds are common. It also is one of the few Mississippi lakes where anglers can boat a largemouth, spotted, or smallmouth bass.

“Pickwick just never stops amazing me,” Knight said. “It is such a productive lake with such a wide variety of opportunities. Many people come to J. P. Coleman State Park and spend a week just fishing the 7,500 acres of Mississippi water that is just a small part of the 43,000-acre lake. In addition to bass, fishermen could encounter a walleye, sauger or yellow perch. Catfish are big draw, and crappie and bream get a good share of attention.”

“Smallmouth bass are typically caught along rock bluffs and gravel bars. Largemouth can be caught all over, with some fish staying in the grass beds, while other move to the ledges,” Knight said. “Deep-diving crankbaits, flutter spoons, and Texas-rigged, 10-inch worms are popular summertime baits on the ledges. Umbrella rigs and jerkbaits are popular in the winter and spring.”



David Hawkins is a freelance writer living in Forest, Miss. He can be reached at hawkins2209@att.net.

★ A Roosevelt State Park bass is ready for release after being caught in Shadow Lake.

LUNKER LINES >

CUSTOM MAPS

- Full-Color Aerial Photo or Topo Map
- Zoom To Any Location In The U.S.
- Personalized Fishing & Hunting Maps
- National & State Wildlife Refuges
- All Waterways & Roads Labelled

Beautiful wall maps or convenient roll-up size... We can print any size... Laminating is available

www.custom-mapping.com

CALL TODAY FOR YOUR FREE PREVIEW MAP
Custom Mapping Services (225) 677-7207

Removes Black Mold & More!

FREE SHIPPING

ProClean MARINE™

PROFESSIONAL GRADE CLEANER

Learn More at ProcleanMarine.com

MADE IN THE USA SAVE \$5 on-line Use Code **SAVE5**

TIE UP YOUR LOOSE ENDS.

INFUSED WITH

RUSTRICTOR
BLOCKS RUST SIX LONGER

The World's Most Advanced Tackle Storage

PLANO EDGE

STAY SHARP.

▶ **TERMINAL 3700**

SCHOOL DAYS, BASS DAYS

★ Will Graves holds a 11.10-pound bass he caught at Lake Bill Waller.



One of the fastest-growing youth movements across the nation is bass fishing. At every level from junior high to college, bass fishing has become a friendly but competitive activity.

Mississippi has collegiate teams at Mississippi State University, Itawamba Community College and Mississippi College competing for prizes and bragging rights against teams from Alabama, Georgia, Louisiana, Texas, Missouri, Tennessee and beyond.

"We have a roster of about 300 youth who are fishing across the state," said Tony Stephens, Mississippi Bass Nation state youth director. "Kids from across the state are competing with each other on the water and forming friendships in social media where they discuss fishing and fish related topics."

Still relatively new in Mississippi, the most-recent state tournament had 85 boats entered. By contrast, Louisiana fielded 130 boats in its championship tourney, while Alabama, which has had a program much longer, put 300 boats on the water.

"In bass fishing, there are no criteria for height or weight, sex or race," Stephens said. "It's friendly competition, but make no doubt about it, these kids are out to win. The tournaments we host are similar to the adult programs. Youth learn patience, perseverance, how to deal with winning and losing and the importance of fair play. Of course, they see firsthand the importance of fisheries conservation and respect for our natural resources. Currently we host four tournaments and one state tournament."

To learn more about this youth B.A.S.S. program visit MississippiBassNation.com and click on the youth icon. ■

**SOME PEOPLE
SPEND WAY
TOO MUCH
TIME ONLINE**

**ICAST
2019**
New Product Showcase WINNER

Advanced tackle storage for overly obsessive anglers.

planomolding.com/edge    

LUNKER LINES

Paul Elias

Paul Elias likes to start cranking drop-offs in the early mornings, not only to catch schooling bass but also to help fire up the schools of bass to come to the surface where he can use other tactics to catch them.

FISH BARNETT FOR THE BEST JUNE BASSING

YOU CAN KEEP BASS AT THE SURFACE BY WORKING DIFFERENT BAITS

In June, I prefer to fish the Natchez Trace side of Ross Barnett Reservoir, with its numbers of ledges and drop-offs near shallow water, besides the underwater roadbeds, the hardbottom around the edges of the old river channel and bridges blown up before the lake was impounded.

CRANKBAITS EARLY?

I'll start off fishing for schooling bass with a Mann's 15+ and/or a Mann's 20+ crankbait in grey ghost color, since the

bass primarily will be feeding on shad. I'll use a baitcasting reel with a 6.2:1 gear ratio spooled with 20-pound White Peacock fluorocarbon on a 7-foot-6, medium-action FX Custom cranking rod.

I'll overpower the 15+ crankbait to cause it to dig the bottom from 4 to 14 feet. If the drop-off is deeper, I may fish the 20+ crankbait to keep the lure digging the bottom throughout the entire cast. I'll continue that action to create a cloud and make sounds as the crankbait bumps into bottom structures. First thing in the morning, the crankbait will

excite the bass, too, and cause them to come to the surface to feed on the schools of shad traveling along those flats or drop-offs. Then I can use other tactics to catch them.

TOPWATER FEEDING

On my casting deck, I always have four different lures rigged on rods besides my crankbait rod, so when the bass begin surfacing, I easily can grab one. Usually I'll have a walking bait tied on the first rod, a popping bait on the second, a ½-ounce

Mann's SpringR worm



Mann's 20+ crankbait



Paul Elias, of Laurel, has fished 15 Bassmaster Classics with career winnings of over \$1 million, including one Bassmaster Classic Championship. Elias also holds the current record for a four-day BASS tournament weigh-in with 132 pounds, 8 ounces, on Falcon Lake in Texas.



Little George

Little George with a blue back and pearl sides on the third and a junebug-colored SpringR worm on a spinning rod — all rigged with 15 pound bass braid and each with a 6-foot, 10-pound fluorocarbon leader.

Generally, I'll pick up a walking bait like a Zara Spook first, cast it past and walk it through the school. Once the school stops feeding on the surface, I'll pick up a popping bait like a Pop-R, cast it past and pop it over the school to bring the bass back up to the surface. With these two baits, I'll be fishing a 6-foot-9, medium action FX Custom crankbait rod with an 8.1:1 baitcasting reel spooled with 30-pound bass braid with a 10-foot fluorocarbon leader, which keeps the treble hooks from hanging up in the bass braid when I cast, when it hits the water, and/or when I'm walking or popping the lure.

If the bass don't take the popping bait or stop taking it, I'll pick up the Little George and/or the crankbait, cast it past where I've seen the surfacing bass and retrieve those lures along the bottom to bring the bass up to feed. Often, we forget that when a school of bass is feeding on the surface, stops and then vanishes, more than likely, that school is still holding in the same place. I'll cast the Little George on a baitcasting reel with a 7.3:1 gear ratio and a 7-foot-2, medium-action FX Custom rod. When the lure hits the water, I'll reel it up four or five times before I let it fall to the bottom. Generally, bass will

take the Little George as it falls.

I'll use a finesse tactic when the bass go down: a wacky rigged Mann's SpringR worm with a 1/16-ounce jighead because a light jig allows the worm to fall more slowly and wiggle more as it falls. Ross Barnett has spotted bass that love this setup.

FROG THE PADS

When the sun shines bright, I'll move upriver and cast two colors of Super Frogs on 50-pound bass braid with 7-foot-4, heavy plus, moderately fast FX Custom casting rods around the lily pads about 50 yards on either side of the mouths of creeks or sloughs intersecting the river channel. I'll fish frogs of both colors until the bass tell me which color they prefer by the number of strikes.

Never forget, as you idle up to the pads, to turn your trolling motor off, and listen to the popping (smacking) noises bream make under the pads, which means the bream are actively feeding. Don't work the frog very fast. I'll pull a frog onto a pad, let it sit there for a second, pull it off and then pull it onto another pad. Once the frog reaches an opening, I'll pull it into the opening, let it sit for a few seconds and twitch it. I use a slow to medium retrieve and stop the frog where I think the bass will blow up through the water to try and eat it. When fishing the frog, you'll only catch about half of the bass that strike, but this tactic means you'll often catch some bigger bass with the average weight being 1 1/2 to 3 to 4 pounds, or perhaps a bass weighing 5 to 7 pounds. ■



Super Frog

GETTIN' FRESH >

TOPWATER TERRORS



BRONZEYE FROG

SIZE: 60mm - 1/2oz, 65mm - 5/8oz
ACTION: WALKING
HOOKS: GAMAKATSU EWG DOUBLE



BRONZEYE POPPER

SIZE: 50mm - 1/4oz, 60mm - 1/2oz
ACTION: POPPING & SOUND
HOOKS: GAMAKATSU EWG DOUBLE



WWW.SPRO.COM

GETTIN' FRESH

Hal Schramm

Lake chubsuckers are a preferred prey of large Florida bass. This thick-bodied fish in the sucker family may be important for fast growth of large bass.



ANATOMY OF A TROPHY BASS FISHERY

Photo courtesy Georgia DNR

GENETICS AND FORAGE ARE IMPORTANT IN GROWING BIG BASS

Bass Management 101: growing trophy bass requires fast growth rates and low mortality. Historically, harvest restrictions were used to lower mortality. Now, catch-and-release is practiced by most bass anglers and in many fisheries, mortality is probably as low as it can go. Achieving high growth rates remain an ongoing fishery management challenge. Studies focused on trophy bass offer insights.

GENETICS

It's well established that Florida bass — fish formerly called “Florida largemouth bass” but now recognized as a separate species — grow larger than largemouth bass, aka northern largemouths, and adding Florida bass genes to a large-

mouth population increases the catch of trophy bass: fish exceeding 8, 10, or even 12 pounds. Stocking Florida bass creates the possibility of a lake producing fish weighing 10 pounds or better, but biologists have also learned that the first-generation hybrid between Florida bass and largemouth bass also have growth rates similar to Florida bass.

Okay, Florida bass raise the potential for trophy bass catches. But what are the fish — the individual trophy fish — that the anglers are catching?

In Texas, ShareLunker bass weighing more than 13 pounds are genetically tested, and almost all are Florida bass or Florida bass-northern bass hybrids with more than 50% Florida bass genes.

Shortly after Texas started experimenting with Florida bass in the 1980s,

Oklahoma introduced Florida bass into their reservoirs. Genetic analyses of tissue samples provided by taxidermists revealed 54% of 251 bass larger than 8 pounds from 34 reservoirs were Florida bass, 28% were first-generation hybrids of Florida bass and largemouth bass, 11% were hybrids with some Florida bass genes, and 11% were pure largemouths.

The Florida bass grew significantly faster. Although growth in weight is not linear throughout the life of a bass, for



Hal Schramm is an avid angler and veteran fisheries biologist.



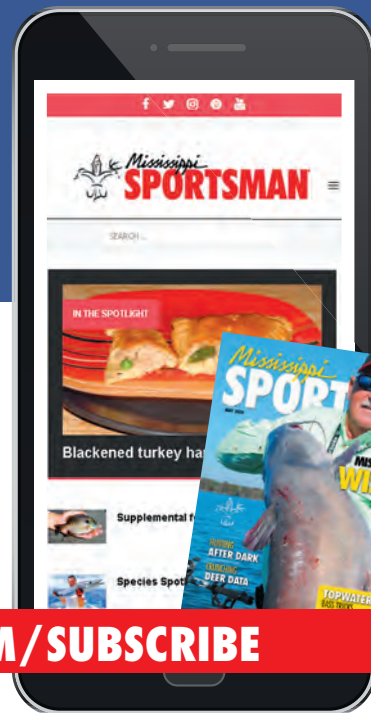
JOIN THE CLUB

Become a member at
MS-Sportsman.com



\$2.99 PER MONTH

Become a member and get **FULL** web access on all your smart devices and our monthly print magazine



VISIT: WWW.MS-SPORTSMAN.COM/SUBSCRIBE

Take your shot!

By Phillip Gentry

BOAT DOCKS ARE AN OFTEN-OVERLOOKED FORM OF COVER FOR POST-SPAWN CRAPPIE. THIS TECHNIQUE WILL HELP YOU GET BAITS BACK WHERE THE BIG ONES HIDE.



Phillip Gentry

S lab-sized crappie

love to hold tight to structure during the spawn, and if that structure happens to be a pier or boat dock with sufficient water under it, they will stay there through the summer, because the overhead shade provides relief from the sun.

The only problem with fishing these structures is that crappie often hold way back under the docks, where it's almost impossible to reach them with a jig pole. In order to get your bait to the fish, you may need to move a crappie jig horizontally as much as 20 feet. That's why dock-shooting was invented; it's a technique that works great for catching crappie.

Kent Driscoll, a professional crappie fisherman and pro staffer for B'n'M Poles, couldn't agree more. Docks provide structure, cover, food and a variety of water depths so crappie can find comfortable water temperatures.

In summer, Driscoll passes on docks that span shallow water, looking for larger structures that cover more surface area and

span deeper water.

"Summer docks are definitely deeper docks, depending on where you are and what lake you are fishing," Driscoll said. "When I say deep, we're talking 10 to 20 feet deep. The deeper docks are, honestly, a little bit easier to fish than the shallow docks; the fish aren't as spooky. I usually see the fish spend the summer in the deeper water."

Finding the right dock is no longer a game of checking every dock with multiple casts until you find the fish. Driscoll turns on his sonar unit and spends the first part of the day scanning boat docks. With today's forward-scanning technology, half the battle is won simply by locating fish.

"The key with today's electronics is just scanning these docks," he said. "We've gotten to the point now we can ride by a dock, look under the dock with my Garmin Panoptix unit and tell if it holds fish or not. I'll see exactly where those fish are: where they're positioned, how deep they are. Are they relating to the




poles or the beams? Is there a boat lift? Is there structure underneath the dock? You can see it all!”

Once you find fish, getting a bait to them with an appealing presentation is not as easy as it sounds. Most docks are considered fair game, free to fish from a boat, but likely trespassing if the anglers steps onto or even touches the dock. That’s where shooting docks come in to play.

“Everybody knows the most-productive docks are usually the hardest ones to get to,” he said. “It’s kind of like bowhunting. Dock-shooting is all about being very precise and placing that jig in the right spot, getting it in the strike zone and keeping it there for the fish.”

After the shot, leave the bail of the reel open and let the jig sink slowly and naturally through the water column.



Philip Gentry

How to shoot a dock

Shooting docks involves hand-eye coordination to bend the rod tip back, release the jig and the line and keep the bait moving horizontally, close enough to the water’s surface to get it well back under the dock structure.

The art of shooting docks is a skill no crappie angler should be without. Shooting a jig allows an angler to present a bait well back under a dock or other overhead structure that couldn’t otherwise be reached. Here’s a few simple steps to master the skill:

- **Technique.** First, open the bail on your spinning reel and let out line until you have about half the length of the rod hanging, then snub the line to the spool or the rod with the index finger on your reel hand. Look down the bend of the rod to gauge where the rod is aimed. Grab the jig by the head with two fingers with the hook point up. Keep your jig hand open with the other fingers spread away from the hook to avoid sticking yourself on launch. Pull the jig back toward you until you have a significant bend in the rod, then release the jig. As the jig leaves your hand, release the line from your reel. Raise the rod tip slightly to keep the jig on course. Watch the line after the jig has started to sink, most strikes will be light, noticed only by a twitch in the line.

- **Timing.** This is critical in shooting jigs. Do not release the jig and the line at the same time. Allow that split second for the rod to rocket the jig forward before releasing the line. Too much line out is hard to control, too little throws off your timing.

- **Equipment.** A fast-action graphite rod makes for a good shooting rod. Ideal choices are from 4½ to 6½ feet long. A wide-diameter spool allows line to peel off faster and easier than a narrow spool. Monofilament is a must. Crappie may shy away from braided line in clear, shallow water and a little bit of stretch is necessary to get off good shots. Light line shoots best; 4- to 6-pound is ideal. Heavier line is too stiff.

- **Set up.** The lower the shooter is to the water, the easier it is to shoot parallel to the water. Shooting from a higher vantage point will cause the jig to cut into the water rather than skip across the surface. ■

Philip Gentry

Having identified a dock he wants to fish, Driscoll's next concern is boat positioning. Shooting docks in the summer means fish can either be deep or tucked just below the surface, under the dock.

"Boat control is going to be real important, too. You've got to be able to hold your boat pretty still while that jig sinks," he said. "That's kind of the benefit of the deeper docks. You fish a little bit deeper; you don't spook them as much. You've got to get into that sweet spot, and usually that sweet spot is against the walkway, and it's in between the dock itself and the actual boat itself. That's usually going to be your darkest spot."

Another part of the equation is line diameter. The lighter the line, the further the shot, but lighter line also hinders retrieving a larger fish that decides to rub some structure on the way out.

"Four-pound is my standard," Driscoll said. "I've tried fluorocarbon, but it can be stiff. I'd recommend 4-pound mono, and if you get into really heavy cover and start breaking off or catching bigger fish, maybe bump up to 6-pound. High-vis works in stained water, but you probably want a clear line or a clear blue line for clear-water lakes."

Line-watching is key to detecting bites. Driscoll describes two important aspects of line watching while the jig is descending under the dock.

"Two things you need to know," he said. "No. 1, it's all about line watching. When that line stops, more than likely the fish has sucked it in. And in the summer, the fish aren't near as active as the bite during the spring, so your strike is a lot more subtle so it is crucial you watch the line."

"No. 2, instead of engaging the spool the minute the jig hits

the water, leave that spool open," he said. "You might pull back twice with the spool open, and that'll let that jig fall faster and get it in the strike zone quicker, but also be watching for the line to stop as the jig falls."

Finally, Driscoll winds up his discussion of dock-shooting with the perfect jig. In reality, there is no one perfect jig, it's a matter of matching your bait, and it's weight with your current situation.

"The two types of jigs that I primarily use are solid-body jigs and hair jigs," said Driscoll. "Solid-body jigs skip, and especially in a tight spot where maybe you've got a low ceiling, you can aim the jig, hit the water and skip it an additional 15 or 20 feet. Hair jigs do not skip like a solid body. A Bobby Garland Baby Shad is a killer for skipping."

"Now, the flip side of that is hair. Black crappie love a hair jig," he said. "It's got a little bit more action. It breathes as it falls. You get the flutter effect, which is important, but hair won't skip. You've just got to figure the pattern out. Every day is a little bit different. I tell everybody you need to have both. It's really just trial-and-error." ■

ADD A SLIP CORK TO YOUR SHOT ➤

Numerous jigs will work for shooting docks, you often need to change baits until you find which bait is working best on a given day.



Phillip Gentry is a freelance outdoor writer and photographer who says that if it swims, walks, hops, flies or crawls he's usually not too far behind.



Phillip Gentry



NEW ARRIVALS!

 **SPORTSMAN**[®]
www.SPORTSMANGear.com

Take your shot!

Add a slip cork to your shot

Adding a tiny slip cork on the line above of the jig will help suspend the bait and add weight to the shot for attaining further distance on the shot.



Phillip Gentry

Boat docks are great locations, as post-spawn crappie gravitate to docks adjacent to deep water that provide food, shade and security for spawn-weary fish.

"If I had to pick the most important feature of a boat dock to fish for crappie, it would have to be how close is it to deep water" said Mike Walters, a pro crappie angler. "If a dock has lights and rod holders all around it, a lot of guys always assume that's a great place to find crappie because more than likely the owner has brush piles or stakebeds nearby. The truth is, if the dock isn't located in the right area, depth-wise, all that structure isn't going

to change a bad location into a good spot."

Once he's found a dock he wants to fish, Walters pulls out B'n'M's Sharpshooter 6 dock-shooting rod and, with the accuracy of a Wild West marksman, puts his jig in places most people never see, much less fish. But he also has a little secret that helps him both slow his presentation and detect bites when the going is tough.

He uses a grape-sized ice jig float on the line above his jig. This allows him to fish docks without worrying about the jig getting hung up in structure under the dock.

"I rig the float like a slip-cork" Walters said. "Crappie typically aren't too deep when they move in around boat docks, so I'll adjust the stop to just a foot or so up the line. The other advantage is that the cork and jig stay together when cast and then separate once the float hits the water."

Walters said boat positioning is critical when shooting docks and urges anglers not to grab hold of the dock — which may be considered trespassing — but to work the dock systematically from deep to shallow all the way around until crappie are located. ■

RJ'S OUTBOARD Sales & Service

Since 1980

Over 70 Years of Service Experience!



1208 Old Fannin Road
Brandon, MS 39047
601-919-0919
www.rjsoutboard.com



YAMAHA



EMBRACE THE

NIGHT

■ By Andy Douglas

It's June, and hunting season is open — that's right, Magnolia State hunters have options. It's open season on Mississippi's nuisance animals. As a matter of fact, this season never closes.

Mississippi Code – Title 40 for Wildlife, Fisheries, and Parks – Part 2, Chapter 7 for nuisance animals, says that “*Landowners and any leaseholders may hunt nuisance animals year-round at any time day or night with no weapon/caliber restrictions on property titled in their name or otherwise owned, or leased by them.*” Anyone night-hunting on private land or leased land will need a permission letter that's signed and dated, with contact info of the landowner/leaseholder, contact info of the permitted person and with an expiration date.

Several animals are defined as nuisance animals in Mississippi: beaver, coyote, fox, nutria, skunk and wild hogs. Whether you're targeting animals inflicting damage to property or ponds, protecting livestock or pets, keeping varmints away from your home, or just plain hunting them for sport— Mississippi is a target-rich environment.

OPTIONS FOR HUNTING AFTER DARK ARE MANY FOR MISSISSIPPI SPORTSMEN; CHOOSE A TARGET, GET YOUR EQUIPMENT AND HAVE A BALL.

WHICH TO TARGET? ➤

WHICH TO TARGET?

Beavers are large, furbearing herbivorous rodents with flat, scaly tails that build dams and underwater houses out of sticks and mud. They will eat water plants and the bark, twigs and leaves of many different trees. They live near any water body they can impound, including rivers, streams, creeks, lakes and ponds. They build dams to flood areas for better access to their food sources and to hide from predators.

Trapping is said to be the best way to remove beavers, but for the night hunter, there is opportunity. Spot an area with a beaver dam or beaver sign during daylight hours and return when it's dark — you're sure to get a shot, and it's a lot less trouble than trapping. Persistence will rid you of any beaver problems.

Nutria are another furbearing aquatic rodent with webbed back feet. Widely known as nutria rat, river rat and sometimes coypu, they are native to South America but are found in several southern states, including Mississippi. They can cause major damage to levees due to their burrowing activities and can also destroy native vegetation, causing erosion.

Hunters can find nutria in the same places as beaver and can target them in the same ways. If someone has a problem with these rodents, it will be obvious.

Skunks aren't something you want to take lightly when hunting. You know what can happen if things go bad; it could be a stinky situation. Skunks come out at night and can wreak havoc on farmers' feed and grain storages. They are unwelcomed guests to most homes and farms.

If you want to target skunks, find a farmer who has any type of feed or grain stored; you will probably be welcomed. Spot-and-stalk is the best method for targeting skunks, just don't get too close.


Coyotes are at the top of the hit list for nuisance animals. There's a place for them in the ecosystem, but left unchecked, the coyote population can get out of hand. These varmints can be found anywhere in wild or rural Mississippi. There are growing problems with them in urban areas and municipalities as they prey on family pets.

"When we realized coyotes were the cause of the disappearance of some of our barn cats and my favorite cat, Buddy, my husband and I purchased a thermal scope to mount on our Remington .22-250 bolt-action rifle," said Lisa Douglas, a Lincoln County resident. "We've taken out half a dozen cat-killers in less than a year."

Calling in fields and clear cuts at night is the best way to target coyotes. Still-hunting is also an option, especially in places with more homes. Towns and cities will have their own special regulations if there is enough of a problem. Always consider the wind; you can't get past their keen nose. And remember that it's illegal to bait coyote.

Fox is another predator that can be targeted a lot like coyote. They usually won't bother pets but can harass people's chickens and eat some plants from gardens. Spot-and-stalk around a garden or chicken coop or calling will work at night for fox.

This coyote hasn't got very long to live, after wandering into range of the author's rifle, rigged for hunting after dark.



The author is keeping the coyote population in check around his residence. Thermal optics helped him take this one 30 minutes before dawn.



Wild hogs are by far the No. 1 nuisance animal. They destroy agriculture, farms, wildlife habitat, and people's yards. This invasive species is hated by many.

The Mississippi Department of Wildlife, Fisheries and Parks says that trapping is the best method to control wild hogs, and that shooting them compliments control efforts. Night hunters can target specific hogs, and the biggest hogs which are always the smartest.

"Spot-and-stalk is very effective when it comes getting close enough for a kill shot," said Jason Robertson of *The Late Night Vision Show* podcast and YouTube channel. "It's not difficult to get within 50 yards of them, but they have a keen sense of smell, so you must have the right wind. Hunting over bait works well, too."

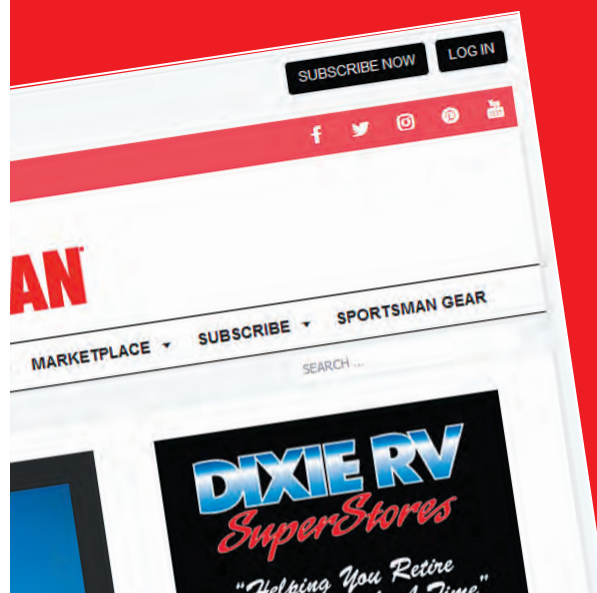
Wild hogs are the only nuisance animal that may be taken with the use of bait. If you plan to bait hogs, please be sure to read over the regulations on the MDWFP website under wild-life and hunting/wild hog program.

WHY HUNT AT NIGHT? >

ARE YOU A SPORTSMAN SUBSCRIBER?

then you are already a member

Simply log in to get full web access on all smart devices and our monthly print magazine



GO SPORTSMAN:
MS-SPORTSMAN.COM

WHY HUNT AT NIGHT?

The best reason to chase nuisance animals at night is because these critters are mainly nocturnal. You can occasionally find them during daylight, but you will have greater success locating them when it's dark. Some can be called, and calling yields better results at night.

Night-hunting is quickly becoming popular across the nation, and Mississippians are not being left out of the action. Thanks to up-to-date digital night vision, thermal-imaging optics, tube-style night vision, and modern LED hunting lights, sportsmen and women can effectively hunt legal animals at night-time.

It's also more tolerable for the hunter at night, considering Mississippi's summer temperatures, and the animals are more apt to be on the move.

TOOLS OF THE TRADE

Old-school, traditional ways of night-hunting are legal and still apply today. The use of lights is allowed for targeting nuisance animals. Grandpa's old million candle-power Q-beam is legal, and so is the latest LED style like the Wicked Lights A671c 3-color-in-1 (red-green-white) that can be mounted above a hunting rifle's scope.

The pros of using lights are the lower cost of equipment, ease of use and a positive identification of the game. The cons would be spooking game. It's said that animals are not as wary of red and green lights as white light. But if a hunter illuminates an area and doesn't quickly get the light shining in their eyes, the game will be alerted to a hunter's presence.

Night-vision use, whether it's digital or tube-style (Gen 1, 2, or 3), is a highly efficient and stealthy way to get close enough to varmints at night without spooking them. Tube-style utilizes whatever light is available, such as moonlight and starlight, but

can also be used with an external infrared illuminator. Digital night vision needs an external illuminator to be effective, but it's possible to use it without an illuminator on a well moon-lit night.

The pros of night vision are good detection, positive identification of game, and it won't spook game unless a hunter is close enough to an animal that may see the small red glow of an illuminator. The cons are costs: Gen 2 and 3 night vision starts getting expensive, while entry level digital night vision optics can be had starting around \$500 and range to near \$1,300.

Thermal optics is where it's at. It's the latest and greatest method for night hunting that's sweeping across the nation, and it's here to stay. Thermal can be used in any lighting conditions and can't be beat in total darkness. It detects heat signatures of all objects and animals and produces the image on a screen inside the optic.

The pros are ease of use; it can be used in total darkness, will not spook game, has great identification range, and superb detection — nothing can hide from thermal, and game can be detected hundreds of yards away. The cons are costs and availability of some optics.

"Set a budget, and stick to it," Robertson said. "Budget is the No. 1 concern of thermal-optic buyers, and especially first-time buyers."

Entry level thermals are more than \$1,000 and range to better than \$10,000. There is good news on costs: several manufacturers have developed and sell quality thermal scopes in the \$2,000 to \$3,000 price range. On availability, thermal demands have led to waiting lists on some popular models. ■

A big wild hog shows up under night-vision optics, making for a relatively easy shot.



Andy Douglas is an outdoor writer and photographer from Brookhaven. A native of Lincoln County, he's chased deer, turkeys, bass and most anything else the past 35 years. He lives the outdoor lifestyle and is passionate about sharing that with others through stories and photos.



RECOMMENDATIONS AND CONSIDERATIONS FOR

NIGHT HUNTING

In Mississippi, nuisance animals may be taken by landowners and leaseholders year-round, at any time of day or night, with no weapon/caliber restriction on private lands. If you intend to target nuisance animals, including hogs, on public lands, be sure to research and know the applicable laws and rules for the area you intend to hunt. National forest land regulations will differ from WMA regulations, and rules will differ between WMAs.

Here are some common sense and courtesy precautions night hunters should take:

- Contact your local sheriff's office and let them know of your night hunting plans;
- Be sure of your target. A positive identification is necessary; shooting non-target species such as deer or bear carries stiff penalties;
- Be familiar with what's in your hunting area. Know where all houses, roads, towns, etc., are located;
- Be considerate of your neighbors or adjacent landowners and let them know of your hunting plans before shooting at night. ■

MORE OPTIONS FOR MISSISSIPPI NIGHT-HUNTERS >

Make sure you notify landowners and law-enforcement officials that you are planning on hunting at night.

Andy Douglas



COVERT

PIRT 59F 15C 75% 02/09/2019 19:03:46

TOHATSU

EMMETT'S MARINE

358 Dale Trail • Brookhaven, MS 39601

(601) 833-2277

WWW.EMMETTSMARINE.COM

Raccoons are a possible after-dark target for Mississippi hunters — within certain seasons.



ULTRIE 66°F CAMERA 3 25 MAR 2020 09:49 pm


Andy Douglas

MORE OPTIONS FOR MISSISSIPPI


NIGHT HUNTERS

Mississippi hunters have options for night-hunting in addition to nuisance animals. Raccoons, opossum and bobcats should be under consideration, but they do have set seasons. The MDWFP website says that raccoon, opossum, and bobcats may be hunted at night, with or without the use of a light. Here are the seasons on these:

- Raccoon, July 1-Sept. 30, 1 per party per night
- Opossum, raccoon and bobcat, Oct. 1- 31 (Food and sport) 5 per day, 8 per party
- Opossum, raccoon and bobcat, Nov. 1-Feb. 28 (Food, sport, and pelt). No limit. ■







DeerView manufactures the best windows in the industry!

Dealer(s)/Manufacturer Pricing Available

All of our windows and doors can be custom made or you can select from our standard sizes.

817-453-7421

www.DeerViewWindows.com

SPORTSMAN SPOOLER

LONG SLEEVE FISHING SHIRTS



- Lightweight/Breathable Fabric
- 50+ UPF sun block
- 4 way stretch melange
- Rust proof buttons
- Stain resistant
- Cape back to allow air flow
- Integrated sunglass cleaner

SPORTSMAN
www.SPORTSMANGear.com

EVOLVED PRO-GRO FOOD-PLOT SEED

Sportsmen who are committed to improving the land where they hunt through food plots aren't necessarily the best farmers, so every little bit of help they can get is great.

That's where Evolved's new Pro-Gro food-plot seeds come in. The proprietary, bio-stimulant seed-coating process helps produce bigger roots that grow deeper, resulting in stronger plants that can withstand weather extremes. The seed can adjust to a variety of soil conditions, and the coating ensures that each seed can reach its potential. The result? Larger plants and more forage per acre, which means more forage for deer to eat and

bigger, healthier animals.

New for 2020 are five different seed mixes: Rack'Em Raddish (2-pound bag), Sugar Beets & Bulbs (2-pound bag), Turnip

(2½-pound bag), Mean Bean (10-pound bag) and Clover (2- and 4-pound bags).

MSRP: \$19.99 to \$34.99

For more info, visit: evolved.com.



MILLENNIUM SPYDERLOK ROD TREE

Millennium Marine's Spyderlok Rod Tree is made for fishermen who want to separate baits they're trolling or drifting.

The Rod Tree, made from anodized aluminum with stainless steel hardware, features three rod holders with oversized tubes for quick rod removal, gimbals in the bottom to prevent the rod from turning or twisting, and a durable rubber boot to protect rod handles.

The Rod Tree swivels 360 degrees horizontally and 180 degrees vertically. Anglers can adjust and position the rod holders as needed to spread their baits. A rod tree on each side of the

bow or stern will allow six baits or lures to be positioned to run at different distances from the boat, and/or at different depths. It mounts on a base-plate or track system, and the mounting plate is flush with the carpet, preventing any stubbed toes.

Two knobs allow for easy removal or adjustment of individual rod holders.

The Rod Tree measures 31x6.5x30.

MSRP: \$199.99.

For more info, visit: productwebsite.com.

BLACKJACK 256 COASTAL

BlackJack Boats has added a new center console model to its 2020 line, the 256 Coastal, which is sure to be a hit among inshore and nearshore fishermen.

Combining elements of offshore boats and bay boats, the 256 Coastal measures 25-foot-6, with a deeper casting deck and open stern deck to increase inshore fishability without sacrificing the ability to head offshore for bluewater battles.

The 256 Coastal has an 8-foot-6 beam and drafts 16 to 18 inches of water. It is

rated for 400 HP, has an 80-gallon fuel capacity and weighs 2,900 pounds.

A 75-quart YETI cooler is the forward console seat, and the 256 Coastal has three fish boxes, a fiberglass leaning post, four rod-holders, storage and livewell.

Inshore fishermen will love the 6-gauge trolling motor harness, plus an insulated forward baitwell with a re-circulator and fill

For more info, visit: blackjackboats.com



LURE REVIEW

Don Shoopman



MISTER TWISTER SASSY SWIMMER

SWIMBAIT IS A GREAT JIG, SPINNERBAIT TRAILER,
BUT IT WORKS GREAT WHEN RIGGED BY ITSELF

Pro angler Clent Davis picked just the right soft-plastic bait for his 4-year-old daughter to use on a half-day bass-fishing trip in late April on Lay Lake in east-central Alabama.

Davis, a Bassmaster Elite Series pro from Montevallo, Ala., had Kayt, who caught the first bass of her life March 16, casting and catching fish on Mister Twister's new 4-inch Tri-Com Sassy Swimmer, which is scheduled to hit the market in June.

Davis, his daughter and his cousin, Matt Davis, all fished the Sassy Swimmer on

handmade, ¼-ounce ball-head jigs, landing 15 to 20 spotted bass in about four hours. It was one of his best outings with the new soft plastic from Mister Twister.

"We had a blast catching spotted bass just off points. They were feeding up, just eating any shad that swims by ... or the swimbait," Davis said.

It was one of those cases where bass resisted anything but Sassy Swimmers — and Davis believes he knows why. The Sassy Swimmer's tail design is ideal for bass that don't want a big, thumping tail. And there are many times when the bass are in that mode.

Davis has fished it successfully many other ways to put bass big and small in his boat. They are effective on a shaky head jig when the bite's tough and Carolina-rigged, he said.

"It's got a lot of uses, definitely," he said, noting it shines as a soft-plastic trailer on swim jigs, bladed jigs and spinnerbaits.

Greg Yates of Oak Point, Texas, agrees. A



Don Shoopman fishes for freshwater and saltwater species mostly in and around the Atchafalaya Basin and Vermilion Bay. He moved to the Sportsman's Paradise in 1976, and he and his wife June live in New Iberia. They have two grown sons.



veteran pro angler and angler relations manager for the Bass Pro Shops/Cabela's Big Bass Tour, said the Sassy Swimmer can't be beat as a soft plastic trailer.

Mostly, Yates said, it doesn't overpower the swim jig or bladed jig. In other words, while it has its own action, the Sassy Swimmer lets those jigs do what they're designed to do.

"It's absolutely magic on a swim jig. I see this bait being a superior trailer than others on the market," Yates said, citing its soft, thin, ribbed body as the major reason.

What the new soft plastic really, really has going for it, Davis and Yates said, is one of the reasons it was created: the sharp, enticing triple-color look. The Sassy Swimmer is the first artificial lure in the TRI-COM series, according to a spokesman for Mister Twister, the lure manufacturer based in Minden.

Davis and Yates began using them consistently in January. All 16 TRI-COM colors impress them tremendously.

"They look great; they really do. They definitely did a great job with the colors," said Davis, who said his favorites are pro blue chartreuse and AYU.

Yates, who fishes the oft-stained waters of Lake Fork and Lake Ray Roberts, said the lemon-melon shad can't be beat in those waters and in Louisiana waters.

"Every time. I really, really like that the best. It's got white and chartreuse to it and a little green pumpkin down the center. I love whites and chartreuses," he said.

Yates said the new soft plastic triggered plenty of bites when he fished in Florida.

"I've had it actually since the first part of the year. I got to try it out in Florida in January. I was lucky to be in Florida ... bass are in all three stages then — prespawn, spawn and post-spawn. You get a good read on a bait. It's a great time to try one out, for sure. It did good. It performed beyond expectations," he said.

Davis said it can be thrown on a spinning combo as well as a baitcasting rod and reel.

"They're not too big for a spinning rod and not too small for a baitcaster," he said.

"It's not too small. I think it's (4-inch) a great size for it," he said. ■

For more information about the Sassy Swimmer and other Mister Twister products, go to www.mistertwister.com or call 318-377-8818.

SALTWATER

STATE COASTAL WATERS REGULATIONS (0 - 3 miles)

FISH SPECIES	Minimum Lengths	Creel Limit (per person)
Greater amberjack	34" FL	1/day
Blue marlin	99" LJFL	no limit
White marlin	66" LJFL	no limit
Sailfish	63" LJFL	no limit
Sharks (large coastal/pelagic)@	37" TL*	1/day or 3/boat
Sharks@	25" TL*	4/day
Cobia	33" FL	2 per day
Redfish (red drum)	18" minimum 30" maximum TL	3/day (1 over 30")
Flounder (state waters)	12" TL	15/day
Groupers (black and gag)	24" TL@	4/day aggregate
Hogfish	12" FL@	5/day
Red, yellowfin grouper	20" TL@	4/day
Scamp grouper	16" TL@	4/day
Speckled hind/Warsaw grouper	no minimum@	1/day each
Gray/schoolmaster/cubera/ mahogany/yellowtail/dog snapper	12" TL@	10/day aggregate
Mutton snapper	16" TL@	10/day
Queen/blackfin/silk/winchman snapper	none@	10/day aggregate
Vermillion/lane snapper	10"/8" TL@	20/day aggregate
Gray triggerfish	14" FL@	20/day
Golden/blueline/anchor/blackline tilefish	none@	20/day
King mackerel	24" FL@	2/day
Spanish mackerel	no minimum size@	15/day
Yellowfin tuna	27" CFL@	3/day
Bigeye tuna	27" CFL@	no limit
Tripletail	18" TL	3/day
Spotted sea trout (speckled)	15"	15/day

@ For openings and closings of federally regulated fish and updated size limits, visit gulfcouncil.org.

FRESHWATER

FISH Species (Inland waters)	Minimum Size Limit	Creel Limit (per day)
Crappie/Panfish #	%	30 crappie, 100 bream
Largemouth, smallmouth, spotted bass	%	10 in combination
Channel catfish	No more than 1 over 34"	None +
Blue catfish	No more than 1 over 34"	None +
Flathead catfish	No more than 1 over 34"	None +
Striped bass or hybrid bass	15"	6 in combination
Mountain Trout (Lake Lamar Bruce)	No restrictions	3
Sauger	%	10
Walleye	%	3
Alligator gar/paddlefish	No fish over 30" in creel	2

TL=Total Length; LJFL=Lower jaw to middle of fork in tail; FL=Fork Length (tip of snout to middle of fork in tail); CFL=Curved Fork Length (measure of a line tracing contour of body from tip of upper jaw to fork of the tail).

+ In Lake Okhissa, 5 per day, in ReCon Lake and all MDWFP lakes, 10 per day

% For lake-specific regs, see MDWFP's Regulations Digest or www.mdwfp.com/

In Lake Okhissa and Percy Quin State Park, the creel limit is 50 per day.

* Possession of certain species of sharks is prohibited.

SPECKLED TRUTH

Chris Bush

The author has added a new, improved jighead to the arsenal he takes to the water when he's targeting trophy speckled trout.



TEXAS EYE JIG CHANGES YOUR LURE PRESENTATION

Christopher Bush

Over the course of my angling life, I've experienced, first-hand, the evolution of tackle within the industry. From NED Rigs and Glide baits to braided line and terminal tackle, with every passing year, something new goes to market that gets us excited about the art of fishing.

Recently, I had that experience when I came across the Eye Strike Texas Eye finesse Jighead.

For those that don't know, the Texas Eye jighead is a "swing head" weight-and-hook combo. In other words, the weight located on the front of the 3/0 Mustad hook has free range of motion, unlike a traditional jighead style, allowing it to "swing" side-to-side. Paired with an super-sharp and strong, offset wide-gap hook, it's designed is to let an angler fish the lure snagless, depending on the spot within their fishery. For me, that area is on the seagrass-laden flats of the Upper

Laguna Madre.

Skeptical at first, I heeded the encouragement of Dave Fladd, the owner of Eye Strike Fishing and the jighead's designer. Promising to send me a few to try, I politely declined and headed to the local Bass Pro Shops to buy the basics. Months later, I'm glad I listened to his advice. Lately, it's been a huge part of my fishing arsenal for targeting big fish in areas with higher than normal structure. It allows me to fish at a slower pace, vary the profile of my offering and add an unseen action to most inshore areas.

SIZE AND PROFILE

Undoubtedly, fish feed off of instinct to which size and profile play a vital role. Because the jighead is detached from the hook, the size of the soft plastic you choose varies largely on the situation you're fishing. My general rule of thumb is start with a 5-inch, soft-plastic jerkshad (non-paddletail). It is

a great all-around profile that has great castability as well as silhouette. My preferred brands are the ZMan Finesse ShadZ, Cajun Lures Zydeco Shad and MirrOlure Provoker.

However, larger and smaller plastics have also been working extremely well, especially given the variable conditions here on the Texas Coast. Hard, prevailing winds, along with mud/sand sediment quickly cloud the water column. In this particular instance, I've found better success on a 6-inch Gambler Flapp'n Shad. The added inch, along with the exaggerated tail, increases my profile exponentially — giving big fish a bigger target in dirty water. Lately, in remarkably clean



Chris Bush is an Air Force officer and a licensed charter captain, husband and father. He spends his time targeting big speckled trout and sharing his knowledge on his website, Speckled Truth.

The Eye Strike Texas Eye jighead is a swinghead. Paired with a soft-plastic bait like (from top): 5-inch Z-Man scented Jerkshad, Gambler Flapp'n Shad, Optimum Baits Victory Tail, it can be a devastating bait on speckled trout.



Christopher Bush

water with areas with dense grass, I've downsized my profile by using an Optimum Baits Victory Tail Shad. This slender minnow imitation has quiet water entry and a diminished presence, not off-putting to any big fish laying low in a high pressure situation. However, here's the key, and why the swinghead makes the difference. Regardless as to whether you go big or small, the Texas Eye allows you to present the bait exactly the same, every time — which leads me to action.

ACTION, FISHABILITY

The action is unlike anything these fish have seen. Despite swingheads being in the freshwater market for some time, Eye Strike modified it to meet inshore anglers' needs. Instead of the traditional "football" or "rugby" profile, Fladd decided to go with a thinner profile, not only to accentuate the "eye" but to allow the bait to come through structure with greater ease.

Darter profile baits on a traditional jighead provide excellent darting action, designed to trigger a strike. This is achieved by the angler snapping their rod tip in a 2- or 3-count motion before allowing the bait to descend to the bottom. However, with the same soft-plastic profile on a Texas Eye, the range of motion on the head, absorbs some of the shock applied by the anglers rod action.

What happens is, the hard, darting action turns to a more subtle glide, both side to side and up and down. This gives the bait a slightly longer presence in the strike zone, and since you don't have to worry about an open jighead getting snagged on the bottom or on grass, an angler can allow the bait to come to rest before continuing their retrieve, potentially garnering greater curiosity from a large fish.

Since this is a designed finesse application, I throw it solely on a 7-foot-6 Waterloo HP Lite medium/moderate rod, rated for 6 to 12-pound line, with a Shimano Stradic FL 3000 spooled with 20-pound Suffix 832 braid and a 4-foot monofilament leader.

It's important to note that when a fish does hit the bait, I almost always set the hook to the side. It's even greater to note that a softer rod tip like a moderate or moderate/fast is required, so the entire rod loads on the hookset and keeps the fish hooked while fighting it. Since I made this adjustment, my hookup-to-land ratio has improved exponentially.

THE DOWNSIDE

There is generally always a downside, kind of like ice cream and calories. In this particular instance, the Texas Eye provides very appealing meals for fish, especially big fish. However, durability equals the calories. In a recent podcast, I described lure longevity as being the least-important feature in my fishing approach. However, for most anglers, it's an important factor in deciding on a soft-plastic brand.

Other than ZMan fishing products (made of ElaZtech) and 3X tough Gambler Flapp'n Shad (plastic hardener), a typical bait will catch no more than five to seven fish, sometimes even fewer. That's due in large part to the bait keeper on the front, which seats the bait on the hook. While fighting the fish, the thrashing around hollows out the nose, which over time renders the bait useless. It's not uncommon when I'm on a good bite to go through a pack-and-a-half of lures.

It's also slightly more time-consuming to rig and takes a little more practice than threading a soft plastic on a traditional jighead. However, it's all a matter of perspective. Just the other day, I only caught four fish while wade-fishing a gin-clear flat that had been holding some really nice fish. Of those fish, two went 27¼ inches and another 26½ inches, and I used three lures in the process. Again, though, to me durability is irrelevant, because I'm not looking for numbers, I'm looking for size — so going one lure for one fish of that size is an acceptable trade-off. ■

SPECIES SPOTLIGHT

Brian Cope

Yellowfin tuna are targeted around a lot of rigs in the Gulf of Mexico once the weather begins to warm.



SPECIES SPOTLIGHT: YELLOWFIN TUNA

THESE BIG, BLUEWATER FISH ARE FUN TO CATCH, QUITE TASTY ON THE DINNER PLATE

Yellowfin tuna, *Thunnus albacares*, swim throughout all the tropical and subtropical oceans of the earth.

Recreational anglers chase them, trolling lures and pitching baits. These fish are fun to catch and excellent table fare.

Among the largest of all tuna species, yellowfins have surpassed 400 pounds. Their name comes from the bright color of their second dorsal fin, their anal fin, and the smaller fins between those fins and the tail. The main body appears a dark metallic blue, fading to silver on the fish's belly. Twenty vertical lines, which vary in visibility, run along the belly.

The oldest yellowfin tunas have disproportionately long second dorsal and anal fins. For decades, fisheries biologists believed they were a different species of tuna entirely.

Often misidentified as a pelagic fish, yellowfins are actually epipelagic, meaning they live in the open ocean, or pelagic

zone, but spend the majority of their lives above the thermocline in the upper layer of that zone. This upper layer, called the epipelagic zone, is usually no deeper than 330 feet. However, yellowfins do infrequently dive as deep as 3,800 feet.

During certain times of the year, in certain regions and under the right conditions, yellowfins swim very close to shore. This expands the numbers of anglers who can target them, as smaller boats can reach them when they are closer to shore.

Yellowfins are a schooling species, and their schools often travel with schools of similarly sized fish in a variety of species. It's common to find them schooling with other tunas, dolphin, and even larger fish like billfish and sharks.

WHAT THEY EAT

In some parts of the world, yellowfins show up in large numbers for several years, then disappear for years. Most fish-


eries biologists believe this is mainly due to the species temporarily finding more suitable conditions in other areas, which change due to weather and other factors.

Anglers trolling for yellowfins never miss the opportunity to troll past floating debris like logs, pallets or other floating objects. These objects attract baitfish, so tuna are always nearby. Likewise, offshore anglers who encounter grass lines on the surface often throw surface plugs or pitch baits all around the edges, drawing strikes from these fish.

Yellowfins eat mostly zooplankton for the first few weeks of their lives, then turn to other fish and squid. They are skilled hunters and fast swimmers, easily chasing



Brian Cope of Edisto Island, S.C., is a retired Air Force combat communications technician. He has a B.A. in English Literature from the University of South Carolina and has been writing about the outdoors since 2006. He's spent half his life hunting and fishing. The rest, he said, has been wasted.



down and devouring flying fish, sardines, small mackerel and other fish. As they get larger, smaller members of the tuna family become prey.

When younger, yellowfins commonly become food for larger tuna, seabirds, wahoo, sharks and billfish.

They are extremely strong swimmers that can reach speeds of 50 miles per hour and can maintain a high rate of speed for long durations. This offers them an advantage over fish-chasing predators — and the fish they are chasing.

As table fare, yellowfin are often prepared as sashimi and other raw dishes. Another popular way of preparing yellowfin is to sear it on the grill.

Across the globe, yellowfins are referred to as Allison tuna, true tuna, long fin tuna, yellow tuna, YT, and tunafish.

Despite their telltale yellow fins, anglers sometimes misidentify yellowfins as bluefin tuna, albacore and bigeye tuna.

The Louisiana state record yellowfin tuna weighed 251 pounds. Elliot Sale caught this fish in W. Delta Block 122 in October 2012.

Mike McElroy III caught Mississippi's state-record yellowfin, a 236.6-pound fish, on March 30, 2020, while fishing 80 miles out of Pass Christian.

The world-record yellowfin was caught in Cabo San Lucas by Guy Yocom in September 2012. That fish weighed 427 pounds. ■

Get a great deal on getting more done.

Cab available with select models 24.8 - 62 HP

Kubota Together we do more.

Save big on our #1 selling* compact tractors, featuring the versatility to handle every job and a wide range of performance-matched attachments. Stop in for a demo today.

0% FINANCING

PLUS

NO PAYMENTS FOR 90 DAYS

VISIT US TODAY FOR THIS LIMITED-TIME OFFER

CRAIN TRACTOR & EQUIPMENT

508 Hwy 98 Bypass
Columbia, Mississippi 39429
601.736.4527 • www.craintractor.com

KubotaUSA.com

*Based on EDA tractor sales data of under 40 horsepower models from 2009 to 2019.
© Kubota Tractor Corporation 2020. 0% APR financing on purchases of select new equipment from participating dealers' in-stock inventory is available to qualified purchasers through Kubota Credit Corporation, U.S.A.; subject to credit approval. Monthly terms may vary. Some exceptions apply. Offer expires 6/30/20. Contract term begins from the date of first payment which is due 90 days from the contract date. Example: Purchase made on 4/1/20, first monthly payment is due 7/1/20. 90 day no payment offer expires 5/31/20. Terms subject to change. This material is for descriptive purposes only. Kubota disclaims all representations and warranties, express or implied, or any liability from the use of this material. For complete warranty, disclaimer, safety, incentive offer and product information, consult your local Dealer or KubotaUSA.com.



Astro Tables is far more effective than "moon tables," because it takes into account critical solar energies as well as lunar.

The "Best Days" column is based on the ever-changing positions of the sun and the moon, rating each day on a scale of 0 to 100. The higher the number, the more solar/lunar influence that day is experiencing (see "Value" column or corresponding black bars). The two Primary periods (Moon Overhead and Moon Underfoot) vary in length from one hour to three-and-one-half hours, depending on a number of important lunar cycles, such as how close the moon is to the earth that day and how high its orbit is. The solar symbols alert you to when a Primary period overlaps a major solar period (eg: Dawn, High-Noon, and Dusk). The secondary periods of Moonrise and Moonset last about one hour each... 30 minutes before and after the listed time. (See key at bottom of each month for more detail.)

Astro Tables is a quick-reference version of its parent publication, the **PrimeTimes Wall Calendar**, which is recommended for those wishing more complete data on the best days and times to go fishing and hunting for the entire year (see "Available Products" below).

PrimeTimes forecasts are based on solar/lunar research at a leading college of astrophysics and our own research pond/wildlife area. Annual data is supplied by the U.S. Naval Observatory. All times are adjusted to the center of your time zone and for Daylight Saving Time.

AVAILABLE PRODUCTS:
The 2020 PrimeTimes Wall Calendar. \$13.95 (plus \$4 s&h). Know the best days, best times, and their relative strengths for all of 2020 with this information-packed, full-color, 11-inch by 17-inch, graphic peaks

and-valleys forecaster. Includes rise and set times for the sun and moon, space to log your catches, "Timely Tips," plus fish and game symbols showing you each month's don't-miss periods. Also includes exclusive summary charts revealing the best and worst days of 2020, the year's best periods, a look ahead at 2021, and more. Comes with FREE 2020 Astro Tables pocket calendar, which sells separately for \$8.95, plus \$3 s&h. **Book: "How to Know When to Go" by Rick Taylor.** \$14.95 (plus \$4 s&h). 100 pages, 43 illustrations. A comprehensive look at the main factors influencing fish and game activity periods, plus how to devise an effective when-to-go game plan using any year's PrimeTimes calendars. Individual assessments of bass, panfish, deer, turkey, and more.

2020 Ultimate PrimeTimes software for PCs. \$29.95 (plus \$3 s&h, or no s&h if downloaded from web). The world's best forecaster allows you to fine-tune the peak times to your exact location, quarry, and even weather. Too many features to list here, including making your own App. For more details, please call us or visit our web site (see below).

SPECIAL PACKAGE OFFERS:
 #1: **Wall Calendar, Astro Tables and "How to Know..." book...** \$19.95 (plus \$5 s&h).
 #2: **Same as #1, plus Software...** \$47.95 (plus \$6 s&h).
 #3: **Same as #2, minus book...** \$38.95 (plus \$5 s&h).

Send to: PrimeTimes 2020 • Dept. LS • 2487 NW 75th Ave., Ste. 100 • Ankeny, IA 50023

For credit/debit card orders, call 515-964-5516, or go online to primetimes2.com and click **Catalog**.

For more information and samples of PrimeTimes products, visit our web site: www.primetimes2.com

2020 JUN				
	POOR	FAIR	GOOD	EXCL. VALUE
Mon 1	██	██	██	49
Tue 2	██	██	██	57
Wed 3	██	██	██	64
Thu 4	██	██	██	72
Fri 5	██	██	██	74
Sat 6	██	██	██	62

Sun 7	██	██	██	50
Mon 8	██	██	██	39
Tue 9	██	██	██	35
Wed 10	██	██	██	36
Thu 11	██	██	██	36
Fri 12	██	██	██	43
Sat 13	██	██	██	54

Sun 14	██	██	██	46
Mon 15	██	██	██	42
Tue 16	██	██	██	45
Wed 17	██	██	██	49
Thu 18	██	██	██	62
Fri 19	██	██	██	75
Sat 20	██	██	██	87

Sun 21	██	██	██	94
Mon 22	██	██	██	85
Tue 23	██	██	██	75
Wed 24	██	██	██	63
Thu 25	██	██	██	57
Fri 26	██	██	██	55
Sat 27	██	██	██	58

Sun 28	██	██	██	66
Mon 29	██	██	██	54
Tue 30	██	██	██	46
	██	██	██	
	██	██	██	

25 50 75
AVERAGE

For more, visit primetimes2.com

LUNAR PERIODS					
TIMES OCCURRING AT NIGHT ARE SHADED					
MOON RISE	PRIMARY MOON OVERHEAD	MOON SET	PRIMARY MOON UNDERFOOT		
3:52 pm	8:57 pm - 10:55 pm	3:19 am	8:21 am - 10:39 am	☾	Perigee
5:01 pm	10:00 pm - 11:38 pm	3:52 am	9:22 am - 11:20 am	☾	
6:12 pm	11:02 pm - 12:24 am	4:28 am	10:25 am - 12:03 pm	☾	
7:24 pm	12:07 am - Midnight	5:07 am	11:27 am - 12:49 pm	☼	
8:33 pm	Midnight - 1:13 am	5:51 am	12:32 pm - 1:38 pm	☼	FULL
9:39 pm	1:10 am - 2:06 am	6:40 am	1:35 pm - 2:31 pm	☼	
10:37 pm	2:11 am - 3:03 am	7:35 am	2:36 pm - 3:28 pm	☼	
11:28 pm	3:09 am - 4:01 am	8:35 am	3:34 pm - 4:26 pm	☼	LOW
	4:01 am - 4:59 am	9:36 am	4:26 pm - 5:24 pm	☼	
12:11 am	4:48 am - 5:56 am	10:37 am	5:13 pm - 6:21 pm	☼	
12:47 am	5:30 am - 6:48 am	11:37 am	5:55 pm - 7:13 pm	☼	
1:19 am	6:06 am - 7:42 am	12:34 pm	6:31 pm - 8:07 pm	☼	
1:48 am	6:40 am - 8:32 am	1:30 pm	7:05 pm - 8:57 pm	☼	HALF
2:15 am	7:13 am - 9:21 am	2:25 pm	7:38 pm - 9:46 pm	☼	Apogee
2:41 am	7:44 am - 10:10 am	3:20 pm	8:09 pm - 10:35 pm	☼	
3:08 am	8:18 am - 10:58 am	4:16 pm	8:43 pm - 11:23 pm	☼	
3:37 am	8:53 am - 11:49 am	5:13 pm	9:18 pm - 12:14 am	☼	
4:08 am	9:31 am - 12:41 pm	6:11 pm	9:56 pm - 1:06 am	☼	
4:44 am	10:13 am - 1:35 pm	7:11 pm	10:38 pm - 2:00 am	☼	Summer
5:25 am	11:01 am - 2:31 pm	8:11 pm	11:26 pm - Midnight	☼	
6:13 am	11:54 am - 3:26 pm	9:09 pm	Midnight - 2:56 am	☼	NEW
7:08 am	12:50 pm - 4:22 pm	10:03 pm	12:19 am - 3:51 am	☼	HIGH
8:08 am	1:48 pm - 5:18 pm	10:52 pm	1:15 am - 4:47 am	☼	
9:13 am	2:50 pm - 6:06 pm	11:35 pm	2:13 am - 5:43 am	☼	
10:20 am	3:50 pm - 6:52 pm		3:15 am - 6:31 am	☼	
11:28 am	4:49 pm - 7:35 pm	12:13 am	4:15 am - 7:17 am	☼	
12:35 pm	5:49 pm - 8:15 pm	12:48 am	5:14 am - 8:00 am	☼	
1:42 pm	6:49 pm - 8:55 pm	1:21 am	6:14 am - 8:40 am	☼	HALF
2:49 pm	7:49 pm - 9:35 pm	1:54 am	7:14 am - 9:20 am	☼	Perigee
3:58 pm	8:50 pm - 10:18 pm	2:27 am	8:14 am - 10:00 am	☼	

ANY LUNAR PERIOD IS ENHANCED WHEN IT OVERLAPS A KEY SOLAR PERIOD. THE BEST OF THESE OVERLAPS ARE DESIGNATED BY THE SUN SYMBOL. ☼ = DAWN ☼ = HIGH NOON ☼ = DUSK

WHILE THE LESSER MOONRISE AND -SET OVERLAPS (ABOUT 30 MIN. BEFORE AND AFTER THE LISTED TIME) ARE DESIGNATED BY BOLD BLACK TYPE.

4L LAND MANAGEMENT

— OUR SERVICE —

FOOD PLOT PREPARATION • STAND PLACEMENT AND ERECTION
LOW WATER CROSSINGS • PONDS • ROAD CONSTRUCTION AND MAINTENANCE
LIMB TRIMMING • MULCHING • UNDER BRUSHING
COMPLETE DOZER AND EXCAVATOR SERVICES • BUSH HOGGING

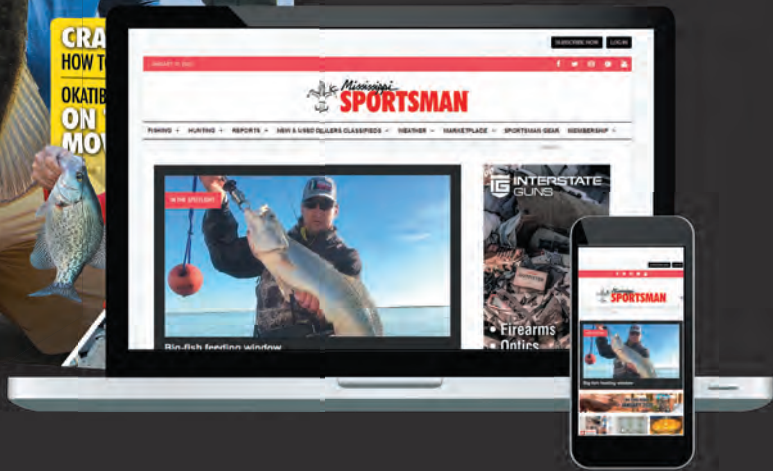
CONTACT BUSTER
985-705-1973 YEARLY MAINTENANCE PACKAGE

SERVICE MULTIPLE STATES

SUBSCRIBE TO *Mississippi* **SPORTSMAN**[®]



**ANNUAL
SUBSCRIPTION
OFFER**



Subscribe to get our monthly print magazine and full web access on all your smart devices.

Subscribe today for the best:

- FISHING HOTSPOTS • HUNTING TACTICS
- LATEST MUST-HAVE GEAR • EXPERT ADVICE

To Subscriber call toll-free **1-855-371-1546**
or for faster service visit

MS-Sportsman.com/subscribe



Please allow 4-6 weeks
for delivery of first issue

ADVERTISERS INDEX

BARNETT'S BODY SHOP	15	FIRST SOUTH FARM CREDIT	60	SEVEN C'S MARINE.....	58
BRYAN'S MARINE	21	FRABILL.....	23	SPRO CORPORATION	33
CAROLINA COMPOSITES, LLC.....	29	GATOR TRAX	27	STAR BRITE, INC	11
CASCO CONTRACTING	56	GEICO - SPECIAL MARKETING	3	TIM'S MARINE.....	35
CRAIN TRACTOR	55	LOUISIANA'S CAJUN BAYOU TOURISM.....	24	UNITED COUNTRY-SOUTHERN STATES REALTY	13
CUSTOM MAPPING SERVICE	30	OKUMA FISHING TACKLE.....	17	VAN'S OUTDOORS	59
CWP PROSERIES.....	30	PARISH TRACTOR.....	5	WHITETAIL PROPERTIES	2
DEER VIEW WINDOWS CO.....	48	PLANO SYNERGY.....	30, 31		
EMMETT'S MARINE.....	47	RJ'S OUTBOARD SALES & SERVICE.....	42		

Get decked out in the latest from the **SPORTSMAN** Store 18, 41

Subscribe Today and SAVE 36, 57

SUMMERTIME SPECIALS!



378 REYNOIR ST. • BILOXI • 228-435-3389
www.sevencsmarine.net

★★★★★
 9-Star Gold
 Certified Yamaha
 Service Center
 with over 75 years
 combined experience



TERMINAL ASCENT

Simply the best rifle bullet made. Period.

NO LIMITS

Any hunt. Any range.

Go beyond what you ever thought possible with new

Federal Premium® Terminal Ascent™.

Bonded construction penetrates deep on close targets, while the patented Slipstream™ polymer tip initiates expansion at velocities 200 fps lower than standard tips. Unprecedented terminal performance at any range.



Bullet upsets captured from 200-grain 300 Win. Magnum load, P300WTA1

50 Yards/2750 fps

400 Yards/2350 fps

1050 yards/1660 fps

1250 Yards/1480 fps



FEDERAL  **PREMIUM**

BUY NOW AT
FEDERALPREMIUM.COM



777 HWY 468 • BRANDON, MS 39042 • 601.825.9087
2045 COUNTY ROAD 222 • CULLMAN, AL 35057 • 256.775.4031
www.vansoutdoors.com

Follow us on 

It's About
SHARING



Let First South share its profits with you.

First South Farm Credit is an agricultural cooperative that has shared more than \$392 million with its borrowers for 25 consecutive years. In 2020 alone, First South borrowers will receive their portion of \$19.3 million in refunds.

When you're ready to be more than just a customer, let's talk!



Let's talk



800-955-1722 | FIRSTSOUTHLAND.COM